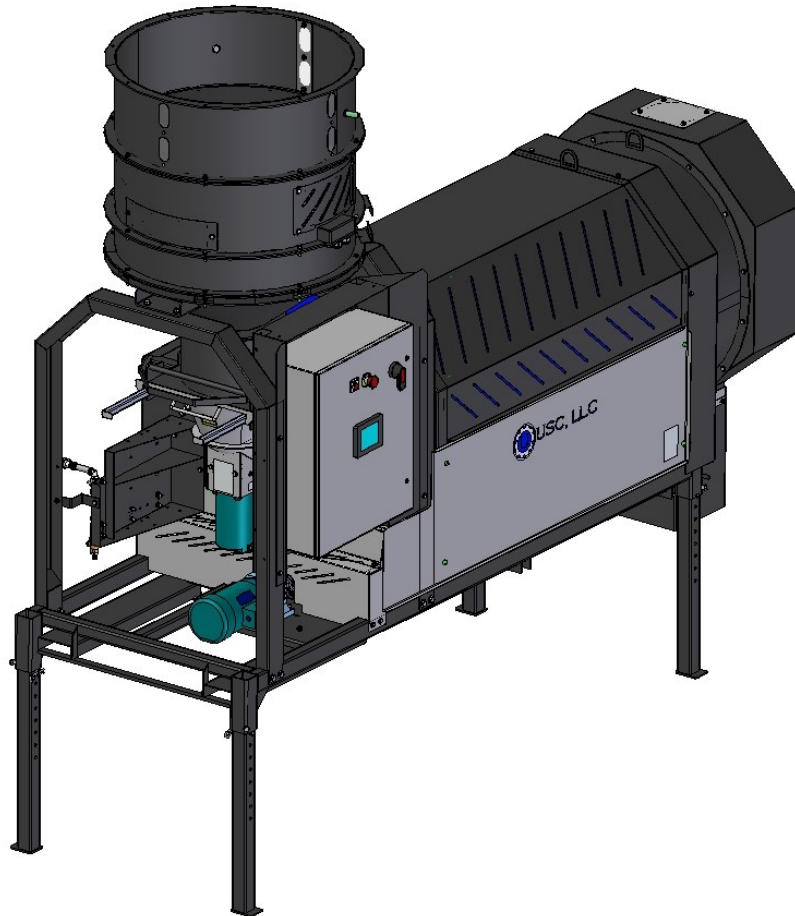


LPX SEED TREATER


EQUIPMENT REVISION: 03C



PARTS MANUAL

Document: MD-09-06-5006

Revision: A Effective Date: 10-2019



INTRODUCTION

Thank you for choosing USC, LLC for your equipment needs. We appreciate your business and will work diligently to ensure that you are satisfied with your choice.

OVERVIEW

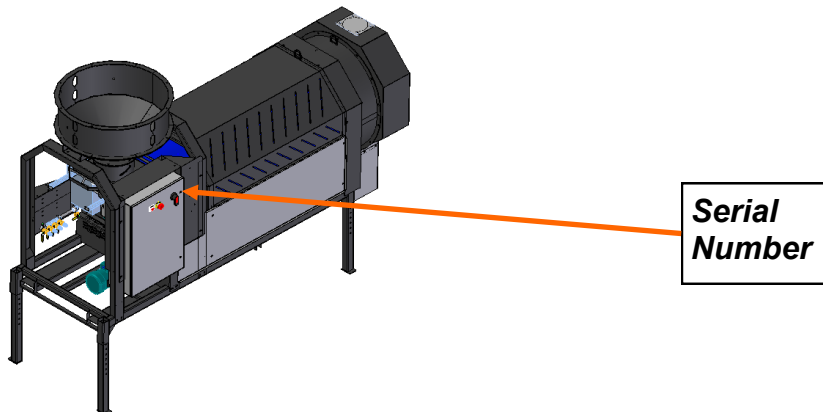
The purpose of this manual is to provide you with the basic information needed to operate and maintain the LPX Seed Treater. It does not hold USC, LLC liable for any accidents or injuries that may occur.

The technical information provided in this document is based on extensive testing under controlled conditions at the USC research and development facility. This information is given without guarantee as the conditions of operation and storage of the equipment are beyond our control. Variables such as temperature, humidity, viscosity of chemical products and changes in seed size or variety may all effect the accuracy of application and seed coverage. Periodically check the equipment calibration while treating and make adjustments as required. This will insure the optimum seed coverage.

RECEIVING YOUR EQUIPMENT

As soon as the equipment is received, it should be carefully inspected to make certain that it has sustained no damage during shipment and that all items listed on the packing list are accounted for. If there is any damage or shortages, the purchaser must immediately notify USC, LLC. Ownership passes to purchaser when the unit leaves the USC, LLC. premises. The purchaser is responsible for unloading and mounting all components of the equipment.

Document the serial number of the machine for future reference. The serial number is located on the upper right corner of the main panel mounting bracket.



SERIAL NUMBER: _____

TABLE OF CONTENTS

<u>Section</u>	<u>Contents</u>	<u>Page #</u>
Section A	Safety Instructions	5
	C2D2 Specifications and Labels	18
Section B	Mechanical Drawings	16
	L206xxxx112	17
	L206xxxx412	19
	L208xxxx112	21
	L208xxxx412	23
	L306xxxx112	25
	L306xxxx412	27
	L308xxxx112	29
	L308xxxx412	31
	P208xx5012	31
	Drawing Index By Part Number	111
Section C	Limited Warranty	114

**SECTION
A****SAFETY INSTRUCTIONS**

Every year accidents in the work place maim, kill and injure people. Although it may be impossible to prevent all accidents, with the right combination of training, operating practices, safety devices, and operator vigilance, the number of accidents can be significantly reduced. The purpose of this section is to educate equipment users about hazards, unsafe practices, and recommended hazard avoidance techniques.

If any of the required regularly scheduled maintenance is located above the reach of the operator, they should follow the companies normal safe practices of reaching that particular height, utilizing the companies specified equipment and following normal safety precautions.

When working with treatment chemicals, operators should always wear protective gloves, safety glasses, and follow the companies safety precautions in the case of any spillage or operator contamination.

SAFETY WORDS AND SYMBOLS

It is very important that operators and maintenance personnel understand the words and symbols that are used to communicate safety information. Safety words, their meaning and format, have been standardized for U.S. manufacturers and published by the American National Standards Institute (ANSI). The European Community (E.C.) has adopted a different format based on the International Standards Organization (I.S.O.) and applicable machinery directives. Both formats are presented below. Graphic symbols are not standardized, but most manufacturers will use some variation of the ones seen in this manual.

MOTS ET SYMBOLES SÉCURITÉ

Il est très important que les opérateurs et le personnel d'entretien à comprendre les mots et les symboles qui sont utilisés pour communiquer des informations de sécurité. Mots de sécurité, de leur signification et le format, ont été normalisés pour les fabricants américains et publié par l' American National Standards Institute (ANSI). La Communauté européenne (CE) a adopté un format différent sur la base de l'Organisation internationale de normalisation (ISO) et des directives de machines applicables. Les deux formats sont présentés ci-dessous. Les symboles graphiques ne sont pas standardisés, mais la plupart des fabricants utilisent une variante de ceux observés dans ce manuel.



Indicates an imminently hazardous situation which, if not avoided, **will** result in death or serious injury.



Indique une situation extrêmement dangereuse qui, si pas évitée, entraînera la mort ou des blessures graves.



Indicates a potentially hazardous situation which, if not avoided, **could** result in death or serious injury.



Indique une situation potentiellement dangereuse qui, si pas évitée, pourrait entraîner la mort ou des blessures graves.



Indicates a potentially hazardous situation which, if not avoided, **may** result in minor or moderate injury and/or property damage.



Indique une situation potentiellement dangereuse qui, si pas évitée, peut entraîner des blessures mineures ou modérées et / ou des dommages.



Provides additional information that the operator needs to be aware of to avoid a potentially hazardous situation.



Fournit des informations supplémentaires que l'opérateur doit être conscient de d'éviter une situation potentiellement dangereuse.



Notice is used to notify people of important installation, operation or maintenance information which is not hazard related.



Avis est utilisé pour informer les gens des informations de maintenance qui ne est pas danger lié importante installation, l'exploitation ou.



Mandatory Lockout Power Symbol. Disconnect, lockout and tag-out electrical and other energy sources before inspecting, cleaning or performing maintenance on this panel.

Symbole de puissance verrouillage obligatoire. Débranchez, de verrouillage et de désignation énergie électrique et d'autres sources avant d'inspecter, de nettoyage ou de la maintenance de ce panneau.



International Safety Alert Symbol. The exclamation point (!) surrounded by a yellow triangle indicates that an injury hazard exists. However, it does not indicate the seriousness of potential injury. The exclamation point (!) is also used with the DANGER, WARNING and CAUTION symbols so the potential injury is indicated.

Sécurité Symbole International Alert . Le point d'exclamation (!) Entouré par un triangle jaune indique que un risque de blessure existe . Cependant, il ne indique pas la gravité des blessures potentielles. Le point d'exclamation (!) Est également utilisé avec les symboles DANGER, AVERTISSEMENT et ATTENTION de sorte que le risque de blessure est indiqué.



Electrocution Hazard Symbol. This symbol indicates that an electrocution hazard exists. Serious injury or death could result from contacting high voltage.

Symbole de danger d'électrocution . Ce symbole indique qu'un danger d'électrocution existe. Des blessures graves ou la mort pourraient résulter de contact haute tension.



International Electrocution Hazard. This symbol indicates that an electrocution hazard exists. Serious injury or death could result from contacting high voltage.

Danger d'électrocution international. Ce symbole indique qu'un danger d'électrocution existe. Des blessures graves ou la mort pourraient résulter de contact haute tension.



Mandatory Read Manual Action Symbol. (I.S.O. format) This symbol instructs personnel to read the Operators Manual before servicing or operating the equipment.

Obligatoire Lire Symbole d'action Manuel. (Format ISO)
Ce symbole indique le personnel de lire le manuel de l'opérateur avant de réparer ou d'utiliser l'équipement.



Mandatory Read Manual Action Symbol. This symbol instructs personnel to read the Operators Manual before servicing or operating the equipment.

Obligatoire Lire Symbole d'action Manuel . Ce symbole indique le personnel de lire le manuel de l'opérateur avant de réparer ou d'utiliser l'équipement.

LOCKOUT / TAGOUT PROCEDURES

Lockout/Tagout is the placement of a lock/tag on an energy isolating device in accordance with an established procedure. When taking equipment out of service to perform maintenance or repair work, always follow the lockout / tagout procedures as outlined in ANSI Z344.1 and/or OSHA Standard 1910.147. This standard "requires employers to establish a program and utilize procedures for affixing appropriate lockout devices or tagout devices to energy isolating devices and to otherwise disable machines or equipment to prevent unexpected energizing, start-up, or release of stored energy in order to prevent injury to employees."

LES PROCEDURES DE VERROUILLAGE / ETIQUETAGE

Verrouillage / étiquetage est le placement d'un verrouillage / tag sur un dispositif d'isolement de l'énergie conformément à une procédure établie. Lors de la prise hors service des équipements pour effectuer la maintenance ou de réparation, toujours suivre les procédures de verrouillage / débranchement comme indiqué dans la norme ANSI Z344.1 et / ou la norme OSHA 1910.147. Cette norme "oblige les employeurs à établir un programme et appliquer des procédures pour la fixation des dispositifs de verrouillage appropriés ou des dispositifs déconsignation à l'énergie dispositifs d'isolement et d' autre machines ou équipements désactiver pour éviter énergisant inattendu, start-up, ou la libération de l'énergie stockée dans le but de prévenir les blessures aux employés."

EMERGENCY STOP



There is an Emergency Stop push button on all LPX Seed Treaters which is located on the Treater Control Panel. The LPX Automated Treater has an additional Emergency Stop pushbutton on the Main Control Panel. Actuators of emergency stop shall be colored RED. The background immediately around the device actuator shall be colored YELLOW. The actuator pushbutton operated device shall be of the palm or mushroom head type.

ARRET D'URGENCE

Il ya un bouton-poussoir d'arrêt d'urgence sur tous les traiteurs de semences LPX qui est situé sur le Panneau de configuration Traiteur. Le LPX automatisé Traiteur dispose d'une autre arrêt d'urgence bouton poussoir sur le panneau de commande principal. Actionneurs de freinage d'urgence doivent être de couleur rouge. Le fond immédiatement autour de l'actionneur de l'appareil doit être de couleur JAUNE. Le dispositif actionné actionneur de bouton-poussoir doit être de la paume ou champignons type de tête.

CONTROLLED STOP

This is the stopping of machine motion by reducing the electrical command signal to 0 (zero) once the stop signal has been recognized.

ARRET CONTROLÉ

Ce est l'arrêt du mouvement de la machine en réduisant le signal de commande électrique à 0 (zéro) dès que le signal d'arrêt a été reconnue.

HAZARD REVIEW

RISQUE EXAMEN



Electrocution Hazard

Electrocution accidents are most likely to occur during maintenance of the electrical system or when working on or near exposed high voltage wiring. This hazard does not exist when the electrical power has been disconnected, properly locked, and tagged out.

Risque d'électrocution

Les accidents d'électrocution sont les plus susceptibles de se produire lors de la maintenance du système électrique ou pour travailler sur ou à proximité du câblage haute tension exposé. Ne existe pas ce danger lorsque l'alimentation électrique a été déconnecté, bien verrouillé et étiquetés sur.

Automatic Start Hazard



! WARNING

This equipment may be controlled by an automated system and may start without warning. Failure to properly disconnect, lockout, and tagout all energy sources of remotely controlled equipment creates a very hazardous situation and could cause injury or even death. PLEASE STAY CLEAR AND BE ALERT.

Démarrer danger automatique

! AVERTISSEMENT

Cet équipement peut être contrôlé par un système automatisé et peut démarrer sans avertissement. Sources de l'équipement contrôlé à distance non débranché correctement, lock-out, et tous déconsignation énergie crée une situation très dangereuse et pourrait causer des blessures ou même la mort. Se IL VOUS PLAÎT rester à l'écart et d'être vigilant.

LPX SEED TREATER


YOU are responsible for the **SAFE** operation and maintenance of your USC, LLC equipment . **YOU** must ensure that you and anyone else who is going to operate, maintain or work around the equipment be familiar with the operating and maintenance procedures and related **SAFETY** information contained in this manual. This manual will take you step-by-step through your working day and alert you to good safety practices that should be adhered to while operating the equipment

Remember, **YOU** are the key to safety. Good safety practices not only protect you, but also the people around you. Make these practices a working part of your safety program. Be certain that **EVERYONE** operating this equipment is familiar with the recommended operating and maintenance procedures and follows all the safety precautions. Most accidents can be prevented. Do not risk injury or death by ignoring good safety practices.

- Equipment owners must give operating instructions to operators or employees before allowing them to operate the machine, and at least annually thereafter per OSHA (Occupational Safety and Health Administration) regulation 1928.57.
- The most important safety device on this equipment is a **SAFE** operator. It is the operator's responsibility to read and understand **ALL** Safety and Operating instructions in the manual and to follow them. All accidents can be avoided.
- A person who has not read and understood all operating and safety instructions is not qualified to operate the machine. An untrained operator exposes himself and bystanders to possible serious injury or death.
- Do not modify the equipment in any way. Unauthorized modification may impair the function and/or safety and could affect the life of the equipment.
- Think SAFETY! Work SAFELY!


GENERAL SAFETY

1. Read and understand the operator's manual and all safety labels before operating, maintaining, adjusting or unplugging the equipment .
2. Only trained persons shall operate the equipment . An untrained operator is not qualified to operate the machine.
3. Have a first-aid kit available for use should the need arise, and know how to use it.



LPX SEED TREATER

4. Provide a fire extinguisher for use in case of an accident. Store in a highly visible place.
5. Do not allow children, spectators or bystanders within hazard area of machine.
6. Wear appropriate protective gear. This includes but is not limited to:
 - A hard hat
 - Protective shoes with slip resistant soles
 - Protective goggles
 - Heavy gloves
 - Hearing protection
 - Respirator or filter mask
7. Place all controls in neutral or off, stop motor, and wait for all moving parts to stop. Then disable power source before servicing, adjusting, repairing, or unplugging.
8. Review safety related items annually with all personnel who will be operating or maintaining the equipment.



OPERATING SAFETY:

1. Read and understand the Operator's Manual and all safety labels before using.
2. Disconnect and disable electrical supply completely and wait for all moving parts to stop before servicing, adjusting, repairing or unplugging.
3. Clear the area of bystanders, especially children, before starting.
4. Be familiar with the machine hazard area. If anyone enters hazard area, shut down machine immediately. Clear the area before restarting.
5. Keep hands, feet, hair and clothing away from all moving and/or rotating parts.
6. Stay away from overhead obstructions and power lines during operation and transporting. Electrocution can occur without direct contact.
7. Do not operate machine when any guards are removed.
8. Inspect welds and repair if needed.

PLACEMENT SAFETY

1. Move only with the appropriate equipment
2. Stay away from overhead power lines when moving equipment. Electrocutation can occur without direct contact.
3. Be familiar with machine hazard area. If anyone enters hazard areas, shut down machine immediately. Clear the area before restarting.
4. Operate the equipment on level ground free of debris. Anchor the equipment to prevent tipping or upending.

▲ WARNING

Before placement of the equipment, be sure that ground is reasonably level. The equipment may topple or work improperly if the ground is too uneven, damaging the equipment and / or causing personal injury.

! AVERTISSEMENT

Avant de placement de l'équipement, assurez-vous que sol est relativement plat. L'équipement peut tomber ou mal fonctionner si le sol est trop inégale, endommager l'équipement et / ou causer des blessures.

MAINTENANCE SAFETY

1. Review the operator's manual and all safety items before working with, maintaining or operating the equipment .
2. Place all controls in neutral or off, stop motors, disable power source, and wait for all moving parts to stop before servicing, adjusting, repairing or unplugging.
3. Follow good shop practices:
Keep service area clean and dry.
Be sure electrical outlets and tools are properly grounded.
Use adequate light for the job at hand.
4. Keep hands, feet, hair and clothing away from all moving and/or rotating parts.
5. Clear the area of bystanders, especially children, when carrying out any maintenance and repairs or making any adjustments.
6. Before resuming work, install and secure all guards when maintenance work is completed.
7. Keep safety labels clean. Replace any sign that is damaged or not clearly visible.



SAFETY LABELS

1. Keep safety labels clean and legible at all times.
2. Replace safety labels that are missing or have become illegible.
3. Replaced parts that displayed a safety label should also display the current label.
4. Replacement safety labels are available. Contact your authorized dealer .

How to Install Safety Labels:

- Be sure that the installation area is clean and dry.
- Be sure temperature is above 50°F (10°C).
- Decide on the exact position before you remove the backing paper.
- Remove the smallest portion of the split backing paper.
- Align the sign over the specified area and carefully press the small portion with the exposed sticky backing in place.
- Slowly peel back the remaining paper and carefully smooth the remaining portion of the sign in place.
- Small air pockets can be pierced with a pin and smoothed out using the piece of sign backing paper.



Located on the USC equipment you will find safety labels. Always be sure to read and follow all directions on the labels.



Situé sur l'équipement USC vous trouverez des étiquettes de sécurité. Veuillez à toujours lire et suivre toutes les instructions sur les étiquettes.



Guards provided with USC equipment are to remain in place during operation.



Gardes fournis avec des équipements USC doivent rester en place pendant le fonctionnement.


LPX SEED TREATER

Think **SAFETY!** Work **SAFELY!**

REMEMBER—If Safety Labels have been damaged, removed, become illegible, or parts replaced without safety labels, new labels must be applied. New safety labels are available from your authorized dealer.



Part # 09-02-0001




Part # 09-02-0003

LPX SEED TREATER



Part # 09-02-0002



**SECTION
B**

MECHANICAL DRAWINGS

The following pages show the parts of the LPX Seed Treater. Please have the treater serial number and part number ready when ordering parts.

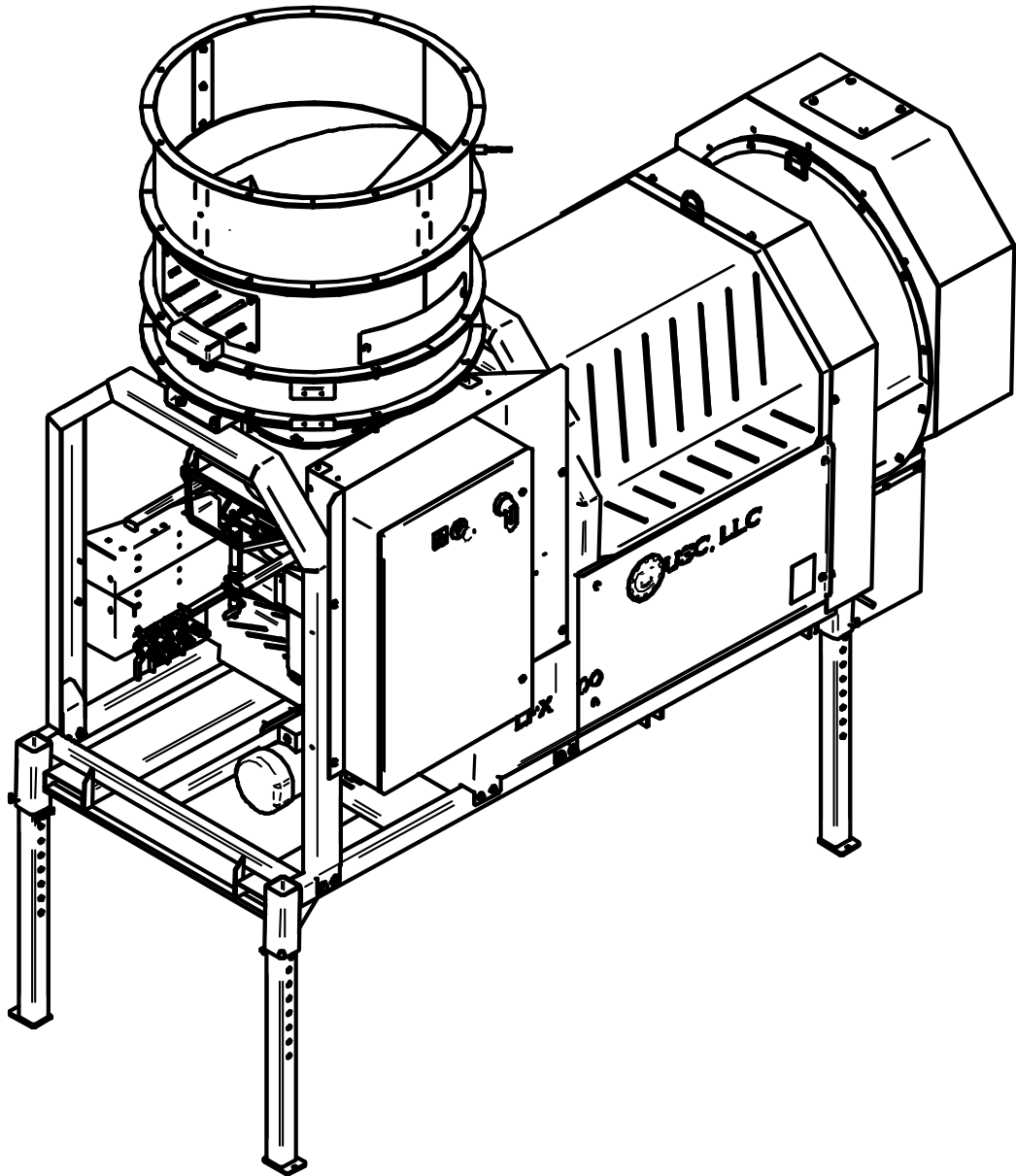
Contents

Page #

L206xxxx112	17
L206xxxx412	19
L208xxxx112	21
L208xxxx412	23
L306xxxx112	25
L306xxxx412	27
L308xxxx112	29
L308xxxx412	31
P208xx5012	31
Drawing Index By Part Number	111

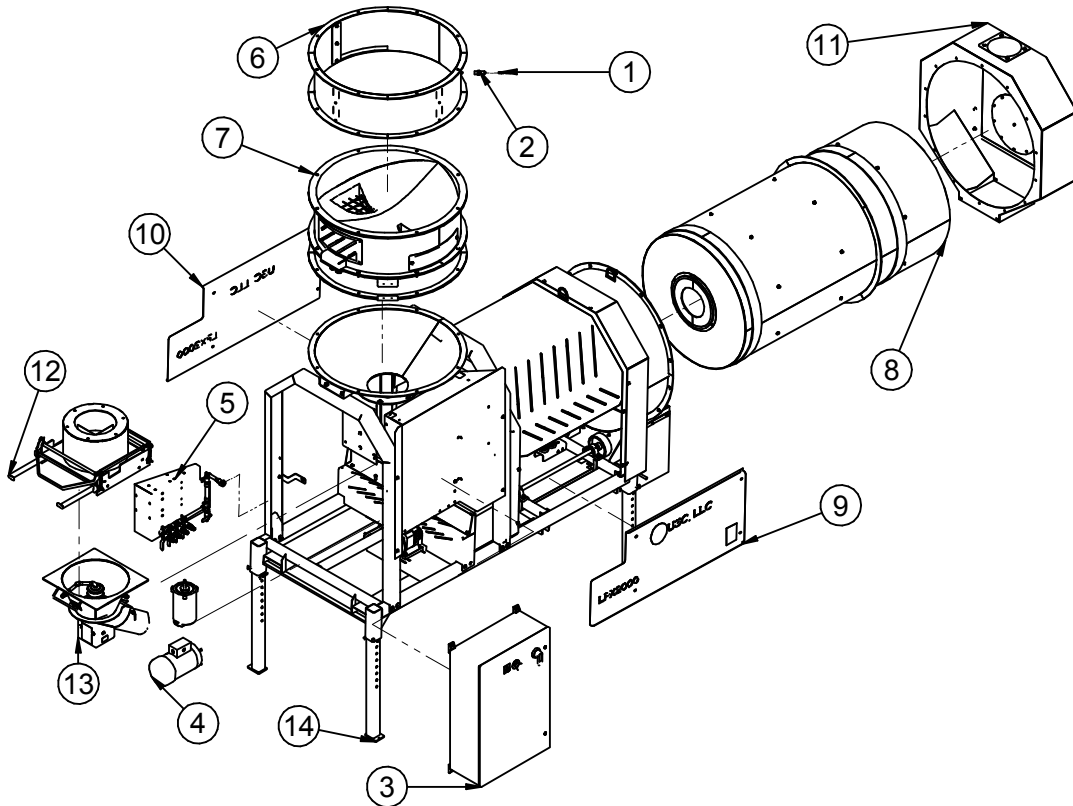
LPX SEED TREATER

LPX L206xxxx112



LPX SEED TREATER

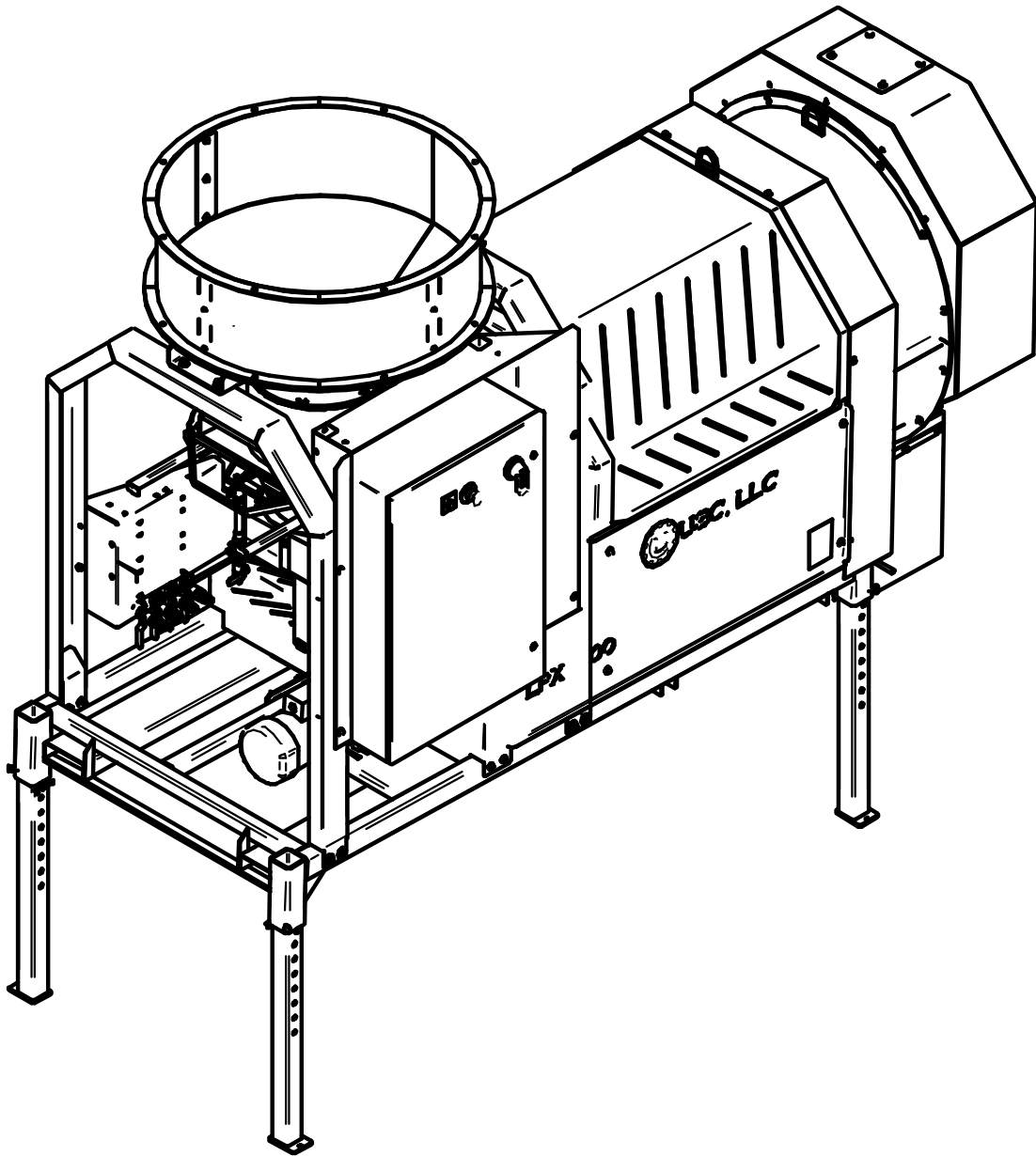
LPX L206xxxx112



PART #		L206xxxx112		
Item #	Part #	Description	Qty	See Page
1	03-08-0316	CONN TRCK RK4.4T-8-RS4.4T/S760/S771	1	
2	03-10-0173	SENS PROX 24VDC IFM KG6000	1	
3	ASSORTED	CONTROL PANEL	1	35
4	ASSORTED	MOTOR KITS	1	35
5	ASSORTED	STATIC MIXERS	1	88
6	ASSORTED	HOPPER EXTENSION	1	105
7	ASSORTED	ASSY SMW	1	92
8	ASSORTED	DRUM	1	72
9	18-01-0091	ASSY GRD DRUM LPX2000 RT 6FT GALV	1	84
10	18-01-0094	ASSY GRD DRUM LPX2000 LF 6FT GALV	1	84
11	18-01-0115	ASSY END CHUTE LPX CS	1	80
12	18-01-0350	ASSY FLOW CHMBR LPX 2000 CS	1	62
13	18-01-0352	ASSY ATMZR LPX 2000 SS	1	67
14	18-01-0446	ASSY BASE TRTR LPX 6 FT V4	1	36

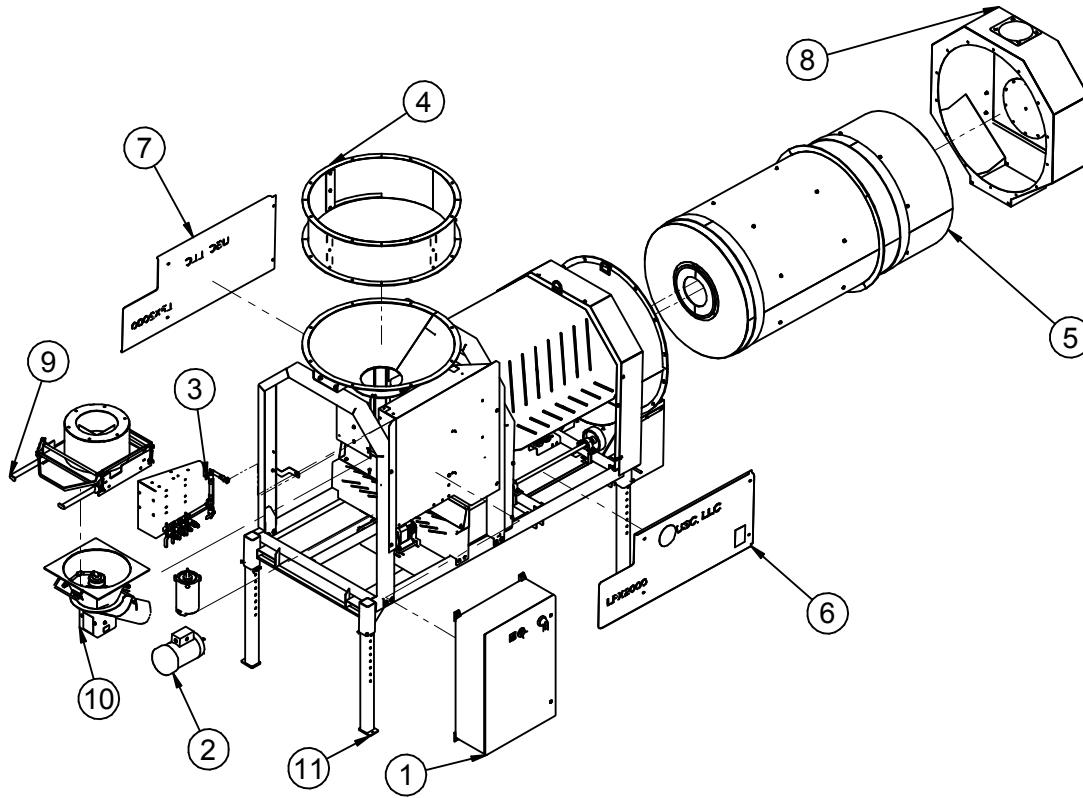
LPX SEED TREATER

LPX L206xxxx412



LPX SEED TREATER

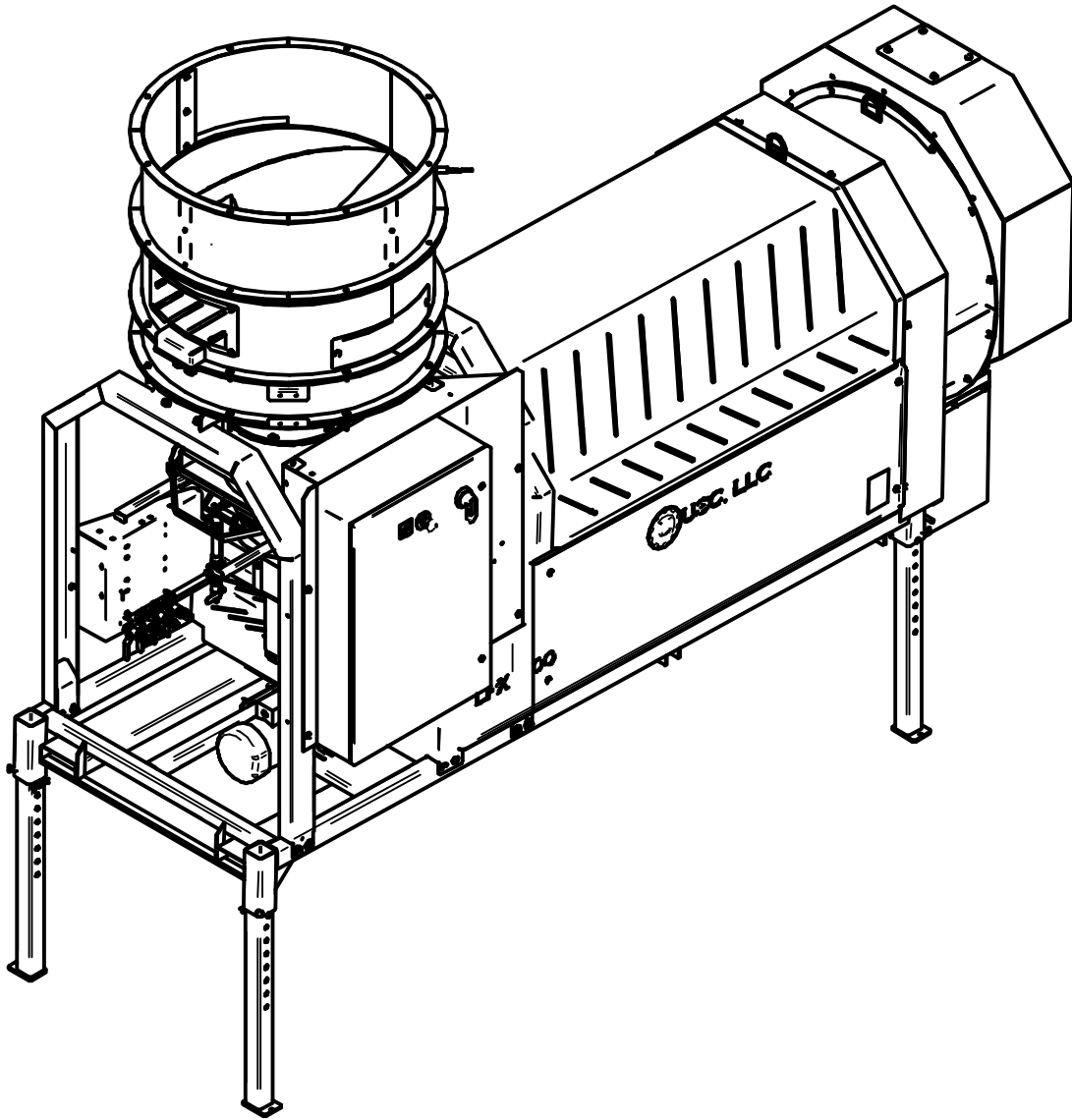
LPX L206xxxx412



PART #		L206xxxx412		
Item #	Part #	Description	Qty	See Page
1	ASSORTED	CONTROL PANEL	1	35
2	ASSORTED	MOTOR KITS	1	35
3	ASSORTED	STATIC MIXERS	1	188
4	ASSORTED	HOPPER EXTENSION	1	105
5	ASSORTED	DRUM	1	72
6	18-01-0091	ASSY GRD DRUM LPX2000 RT 6FT GALV	1	84
7	18-01-0094	ASSY GRD DRUM LPX2000 LF 6FT GALV	1	84
8	18-01-0115	ASSY END CHUTE LPX CS	1	80
9	18-01-0350	ASSY FLOW CHMBR LPX 2000 CS	1	62
10	18-01-0352	ASSY ATMZR LPX 2000 SS	1	67
11	18-01-0446	ASSY BASE TRTR LPX 6 FT V4	1	36

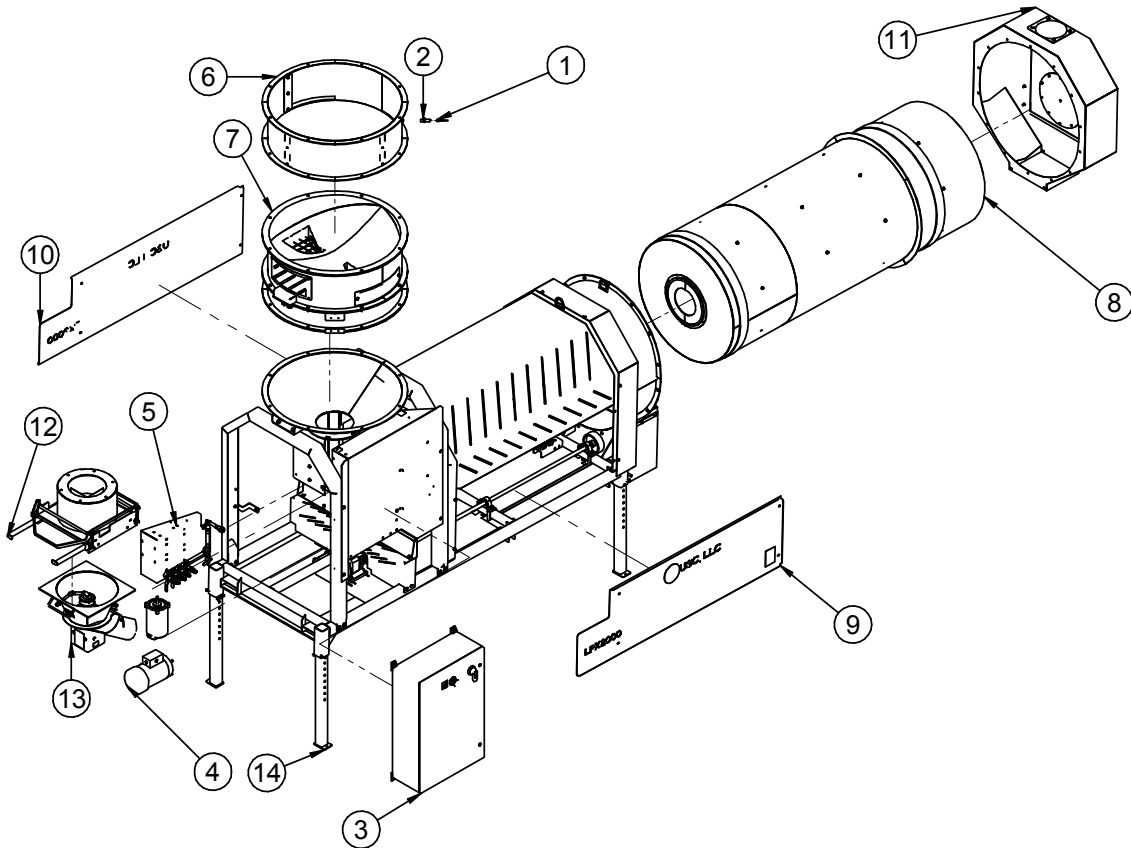
LPX SEED TREATER

LPX L208xxxx112



LPX SEED TREATER

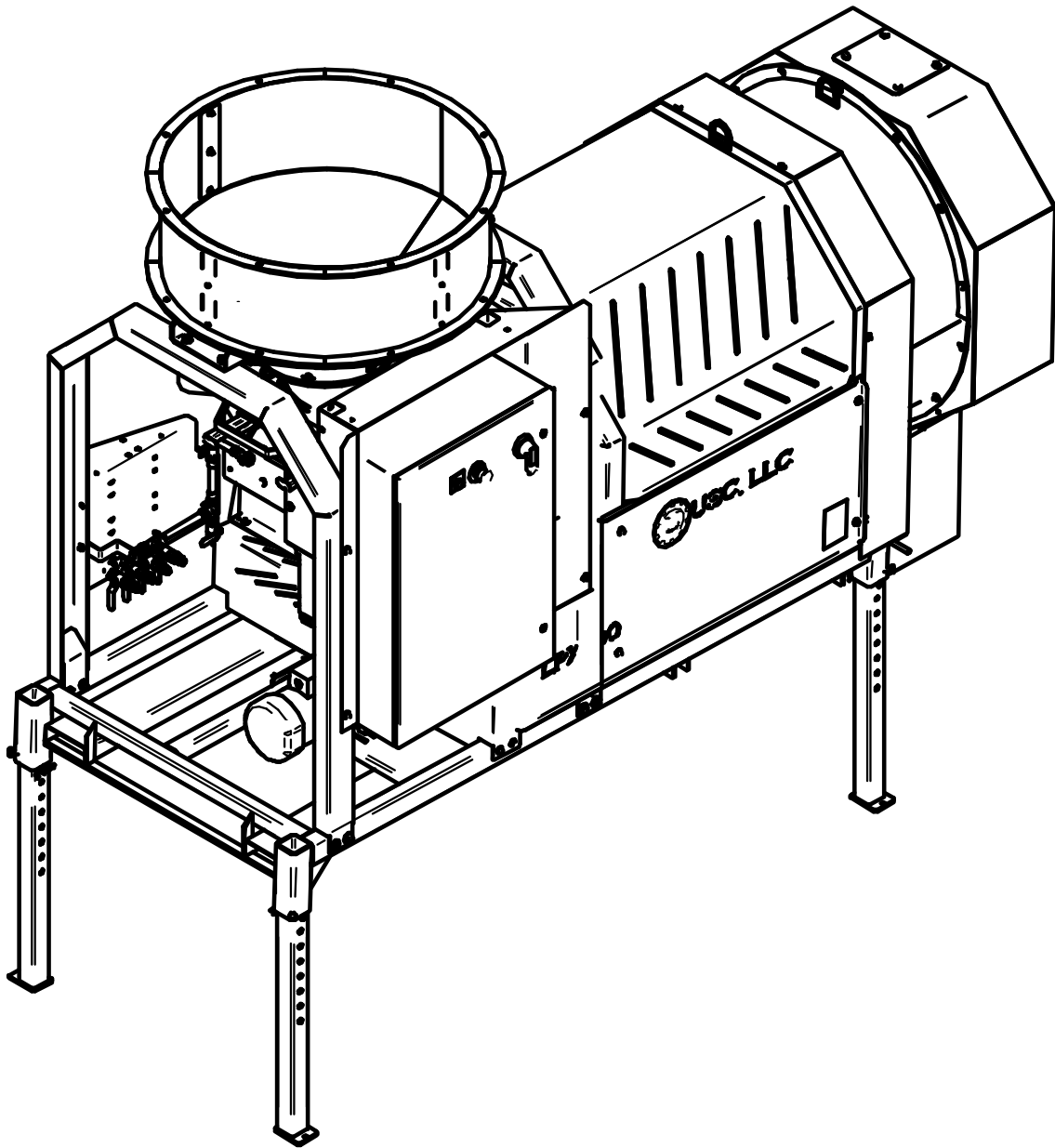
LPX L208xxxx112



PART #		L208xxxx112		
Item #	Part #	Description	Qty	See Page
1	03-08-0316	CONN TRCK RK4.4T-8-RS4.4T/S760/S771	1	
2	03-10-0173	SENS PROX 24VDC IFM KG6000	1	
3	ASSORTED	CONTROL PANEL	1	35
4	ASSORTED	MOTOR KITS	1	35
5	ASSORTED	STATIC MIXERS	1	88
6	ASSORTED	HOPPER EXTENSION	1	105
7	ASSORTED	ASSY SMW	1	92
8	ASSORTED	DRUM	1	72
9	18-01-0092	ASSY GRD DRUM LPX2000 RT 8FT GALV	1	85
10	18-01-0095	ASSY GRD DRUM LPX2000 LF 8FT GALV	1	85
11	18-01-0115	ASSY END CHUTE LPX CS	1	80
12	18-01-0350	ASSY FLOW CHMBR LPX 2000 CS	1	62
13	18-01-0352	ASSY ATMZR LPX 2000 SS	1	67
14	18-01-0447	ASSY BASE TRTR LPX 8FT V4	1	43

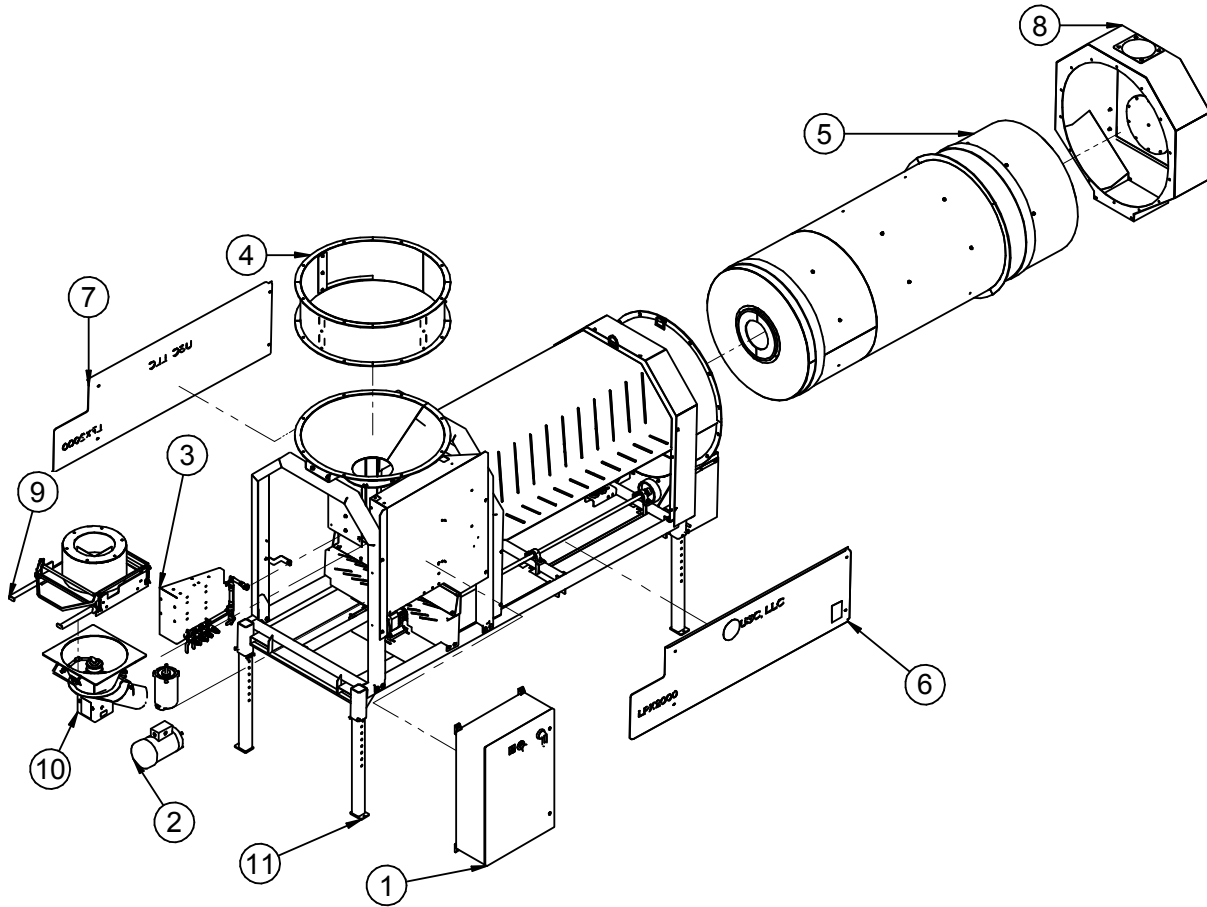
LPX SEED TREATER

LPX L208xxxx412



LPX SEED TREATER

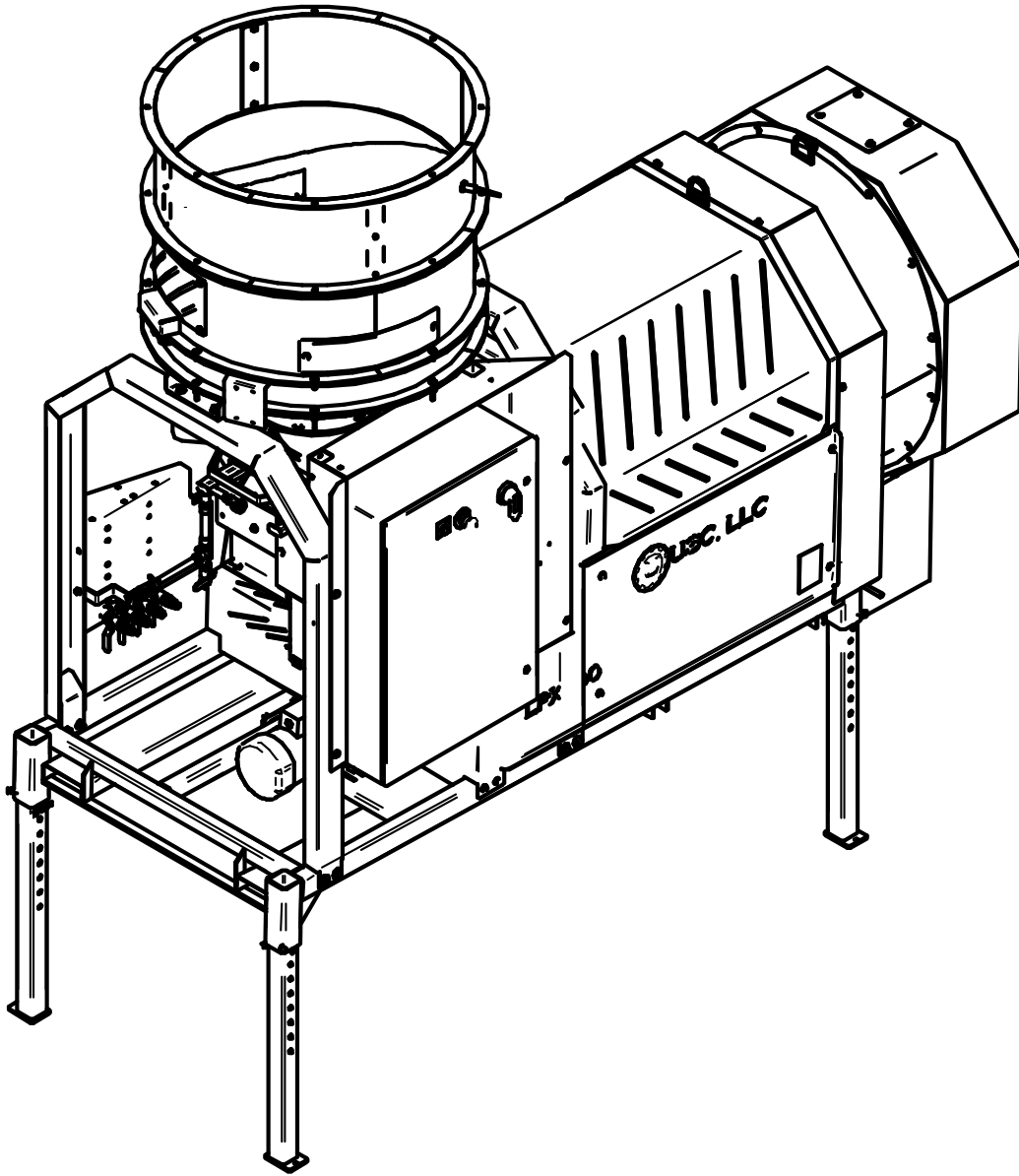
LPX L208xxxx412



PART #		L208xxxx412		
Item #	Part #	Description	Qty	See Page
1	ASSORTED	CONTROL PANEL	1	35
2	ASSORTED	MOTOR KITS	1	35
3	ASSORTED	STATIC MIXERS	1	88
4	ASSORTED	HOPPER EXTENSION	1	105
5	ASSORTED	DRUM	1	72
6	18-01-0092	ASSY GRD DRUM LPX2000 RT 8FT GALV	1	85
7	18-01-0095	ASSY GRD DRUM LPX2000 LF 8FT GALV	1	85
8	18-01-0115	ASSY END CHUTE LPX CS	1	80
9	18-01-0350	ASSY FLOW CHMBR LPX 2000 CS	1	62
10	18-01-0352	ASSY ATMZR LPX 2000 SS	1	67
11	18-01-0447	ASSY BASE TRTR LPX 8FT V4	1	43

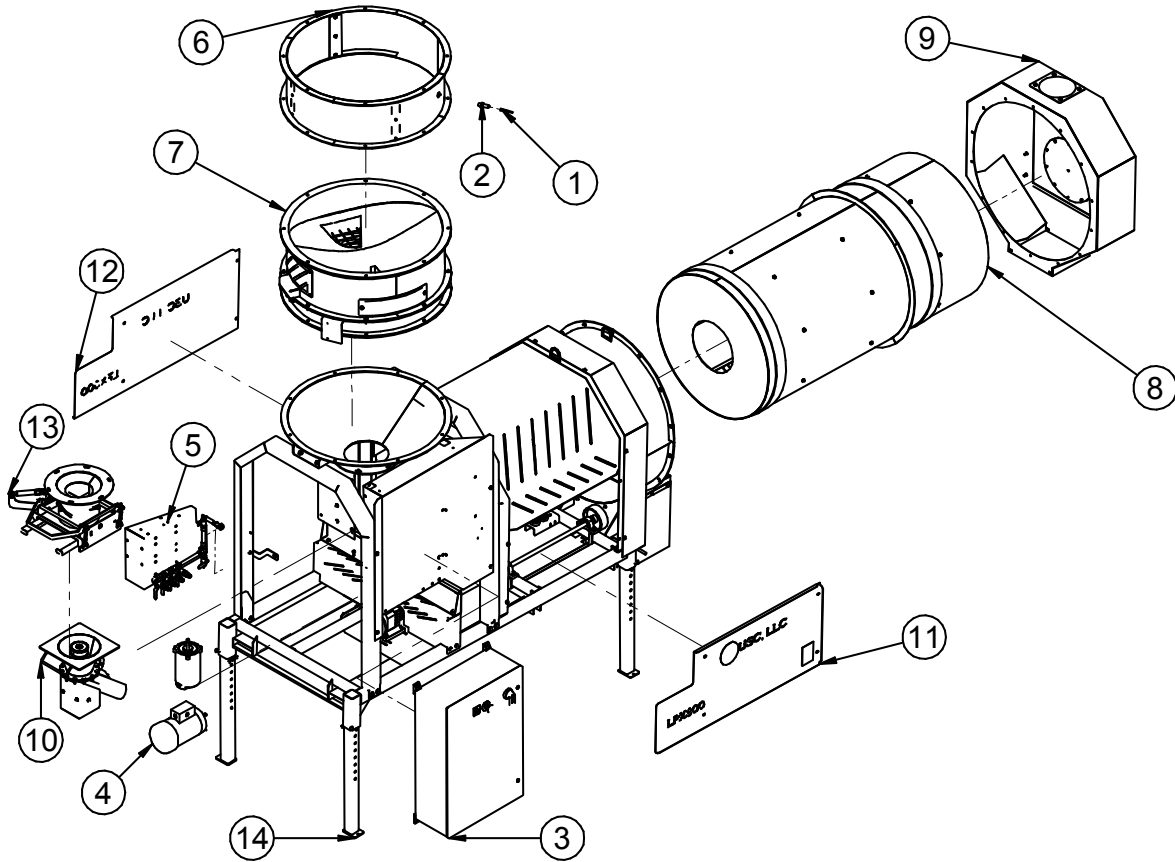
LPX SEED TREATER

LPX L306xxxx112



LPX SEED TREATER

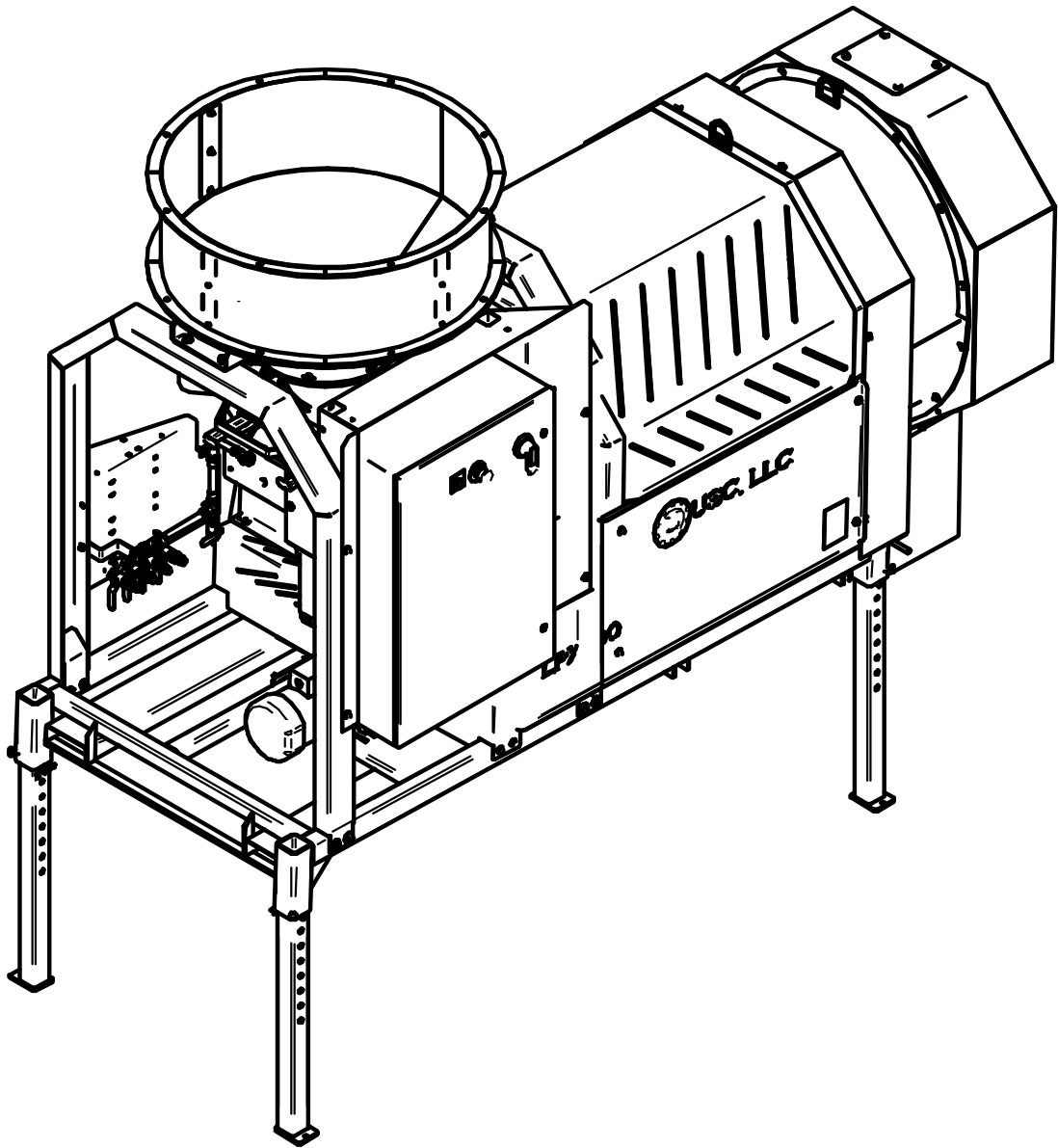
LPX L306xxxx112



PART #		L306xxxx112		
Item #	Part #	Description	Qty	See Page
1	03-08-0316	CONN TRCK RK4.4T-8-RS4.4T/S760/S771	1	
2	03-10-0173	SENS PROX 24VDC IFM KG6000	1	
3	ASSORTED	CONTROL PANEL	1	35
4	ASSORTED	MOTOR KITS	1	35
5	ASSORTED	STATIC MIXERS	1	88
6	ASSORTED	HOPPER EXTENSION	1	105
7	ASSORTED	ASSY SMW	1	92
8	ASSORTED	DRUM	1	72
9	18-01-0115	ASSY END CHUTE LPX CS	1	80
10	18-01-0202	ASSY ATMZR LPX000 SS	1	69
11	18-01-0205	ASSY GRD DRUM LPX300 RT 6FT GALV	1	86
12	18-01-0207	ASSY GRD DRUM LPX300 LF 6FT GALV	1	86
13	18-01-0356	ASSY ADJ CHMBR LPX 3000 CS QD	1	65
14	18-01-0446	ASSY BASE TRTR LPX 6FT V4	1	36

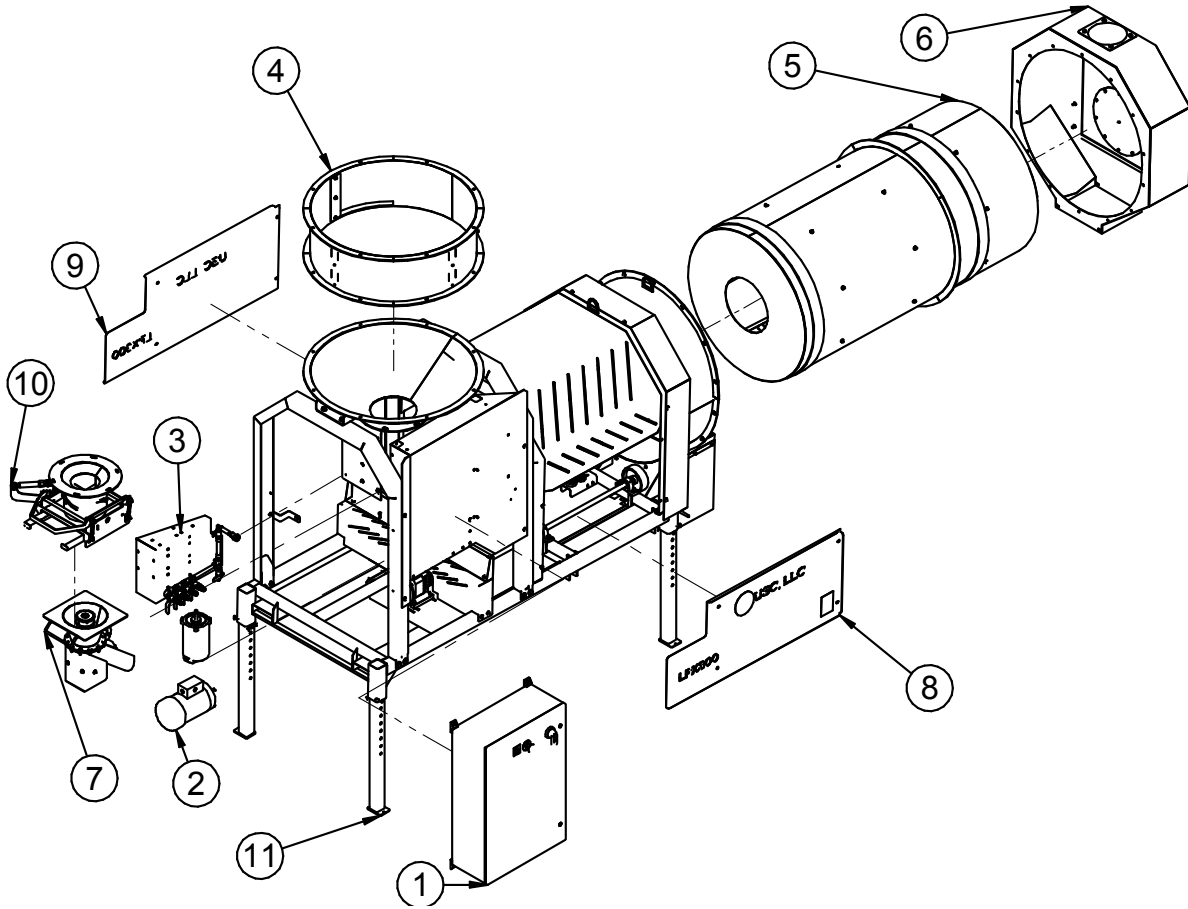
LPX SEED TREATER

LPX L306xxxx412



LPX SEED TREATER

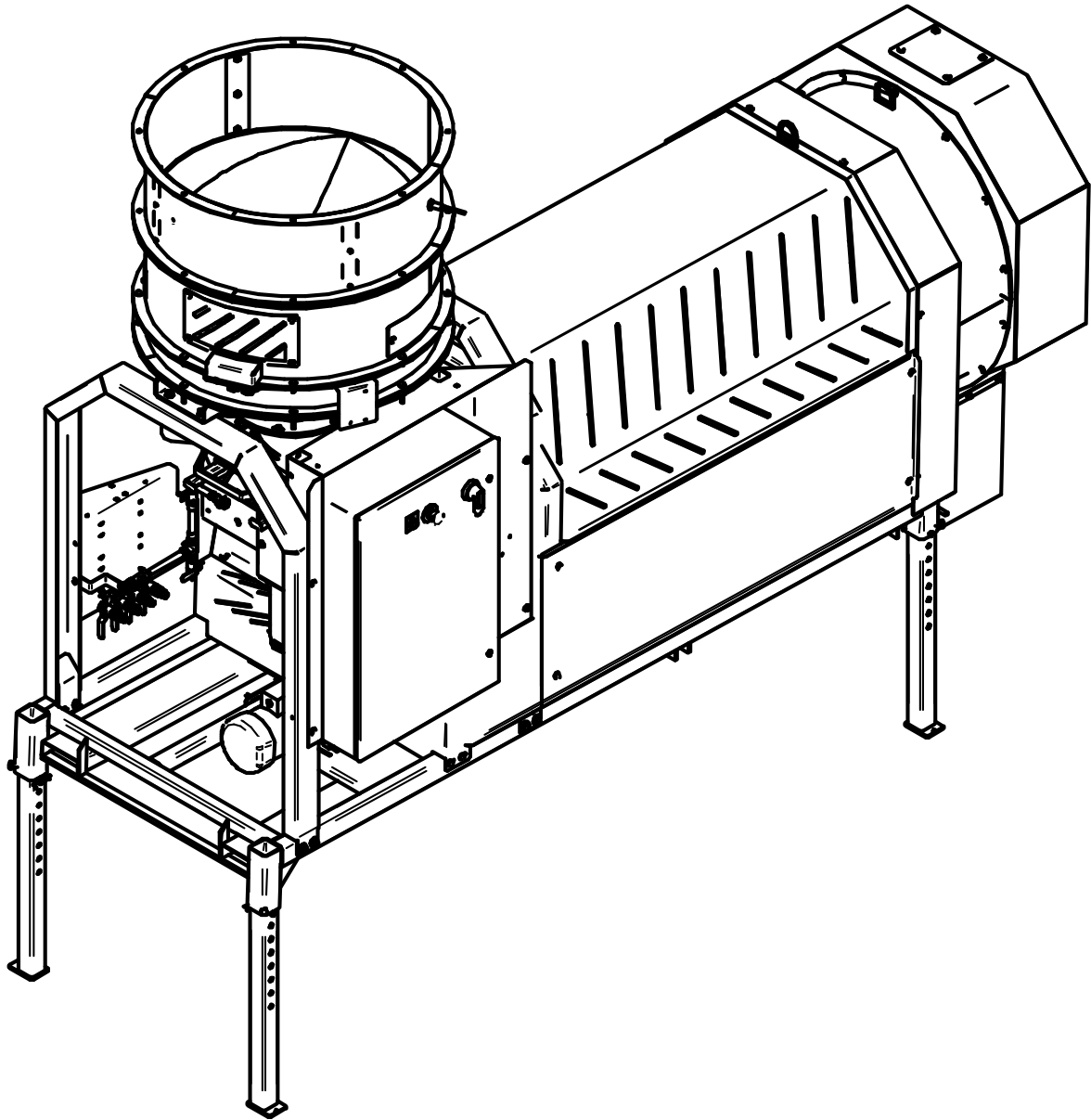
LPX L306xxxx412



PART #		L306xxxx412		
Item #	Part #	Description	Qty	See Page
1	ASSORTED	CONTROL PANEL	1	35
2	ASSORTED	MOTOR KITS	1	35
3	ASSORTED	STATIC MIXERS	1	88
4	ASSORTED	HOPPER EXTENSION	1	105
5	ASSORTED	DRUM	1	72
6	18-01-0115	ASSY END CHUTE LPX CS	1	80
7	18-01-0202	ASSY ATMZR LPX000 SS	1	69
8	18-01-0205	ASSY GRD DRUM LPX300 RT 6FT GALV	1	86
9	18-01-0207	ASSY GRD DRUM LPX300 LF 6FT GALV	1	86
10	18-01-0356	ASSY ADJ CHMBR LPX 3000 CS QD	1	65
11	18-01-0446	ASSY BASE TRTR LPX 6FT V4	1	36

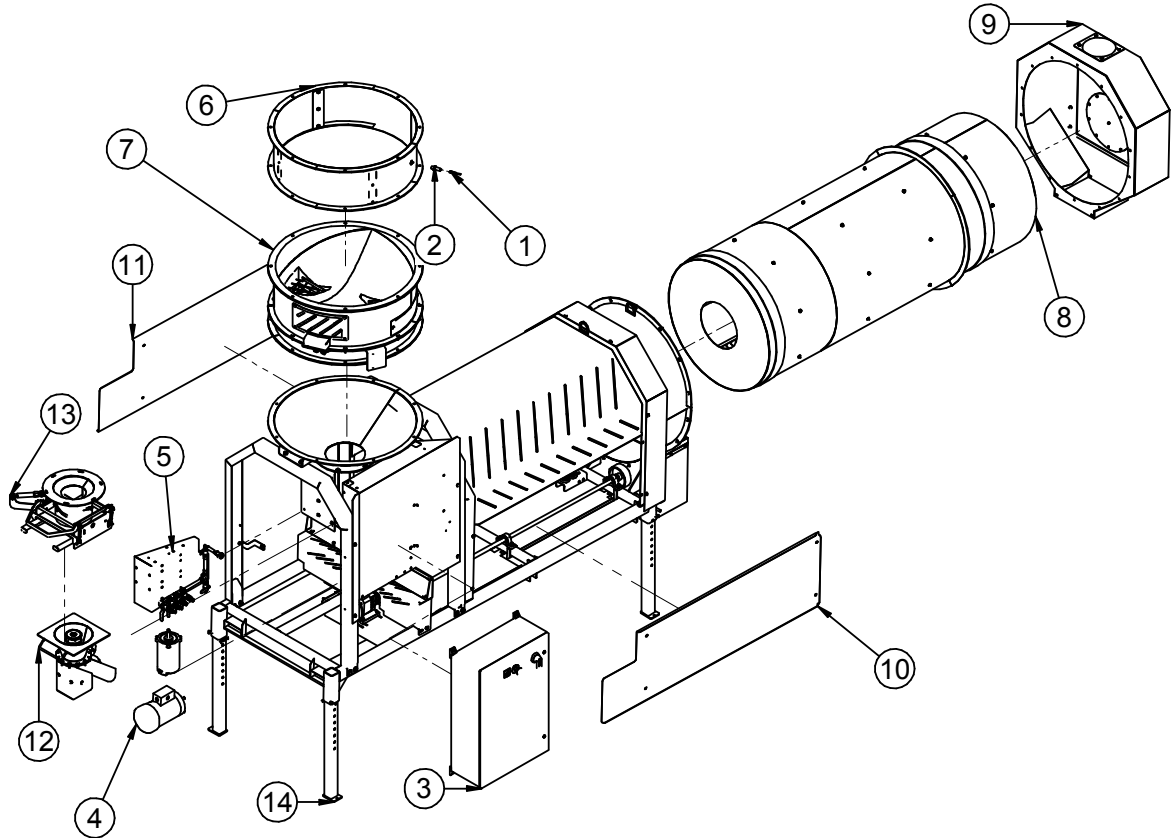
LPX SEED TREATER

LPX L308xxxx112



LPX SEED TREATER

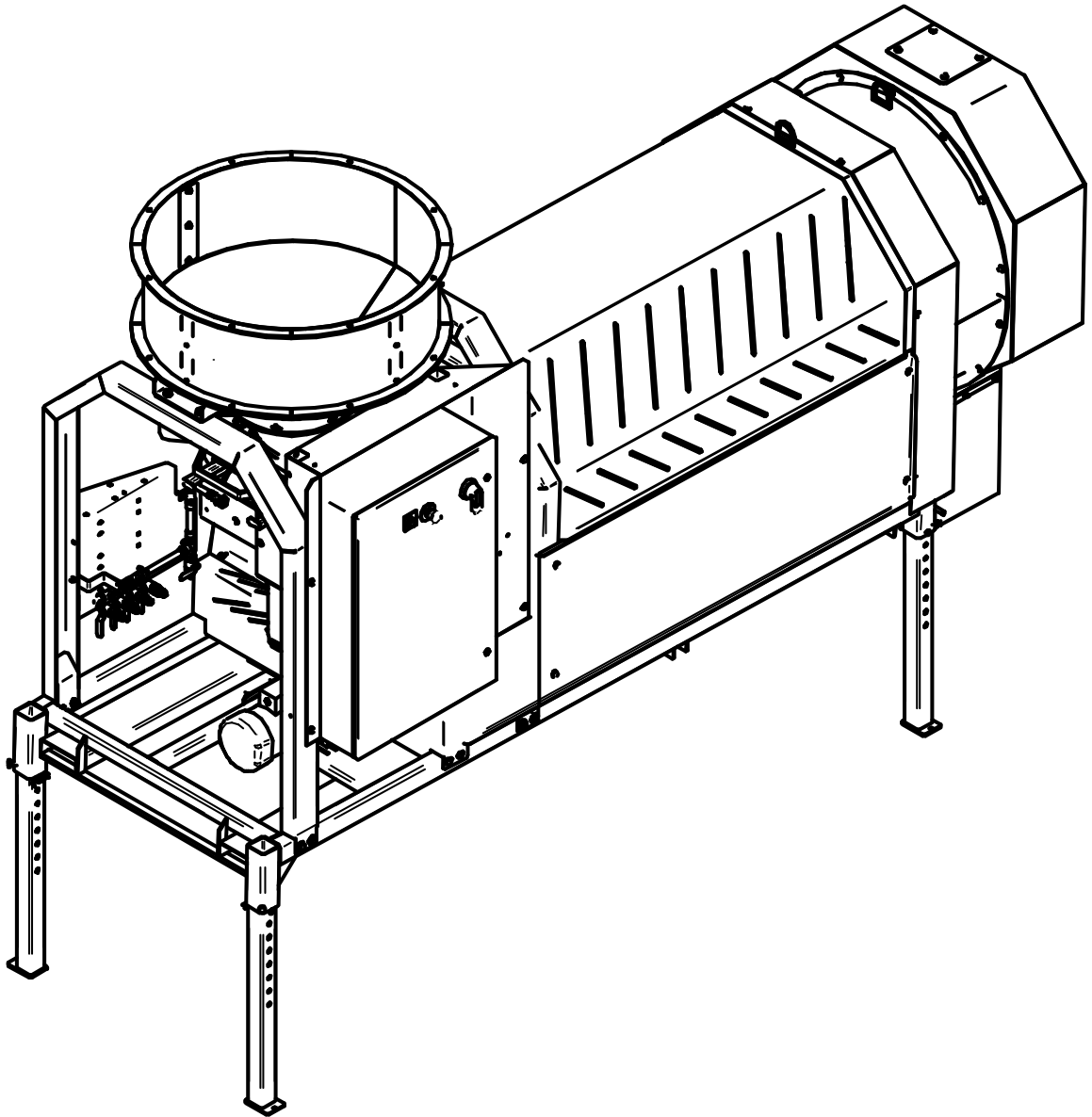
LPX L308xxxx112



PART #		L308xxxx112		
Item #	Part #	Description	Qty	See Page
1	03-08-0316	CONN TRCK RK4.4T-8-RS4.4T/S760/S771	1	
2	03-10-0173	SENS PROX 24VDC IFM KG6000	1	
3	ASSORTED	CONTROL PANEL	1	35
4	ASSORTED	MOTOR KITS	1	35
5	ASSORTED	STATIC MIXERS	1	88
6	ASSORTED	HOPPER EXTENSION	1	105
7	ASSORTED	ASSY SMW	1	92
8	ASSORTED	DRUM	1	72
9	18-01-0115	ASSY END CHUTE LPX CS	1	80
10	18-01-0179	ASSY GRD DRUM LPX300 RT 8FT GALV	1	87
11	18-01-0180	ASSY GRD DRUM LPX300 LF 8FT GALV	1	87
12	18-01-0202	ASSY ATMZR LPX000 SS	1	69
13	18-01-0356	ASSY ADJ CHMBR LPX 3000 CS QD	1	65
14	18-01-0447	ASSY BASE TRTR LPX 8FT V4	1	43

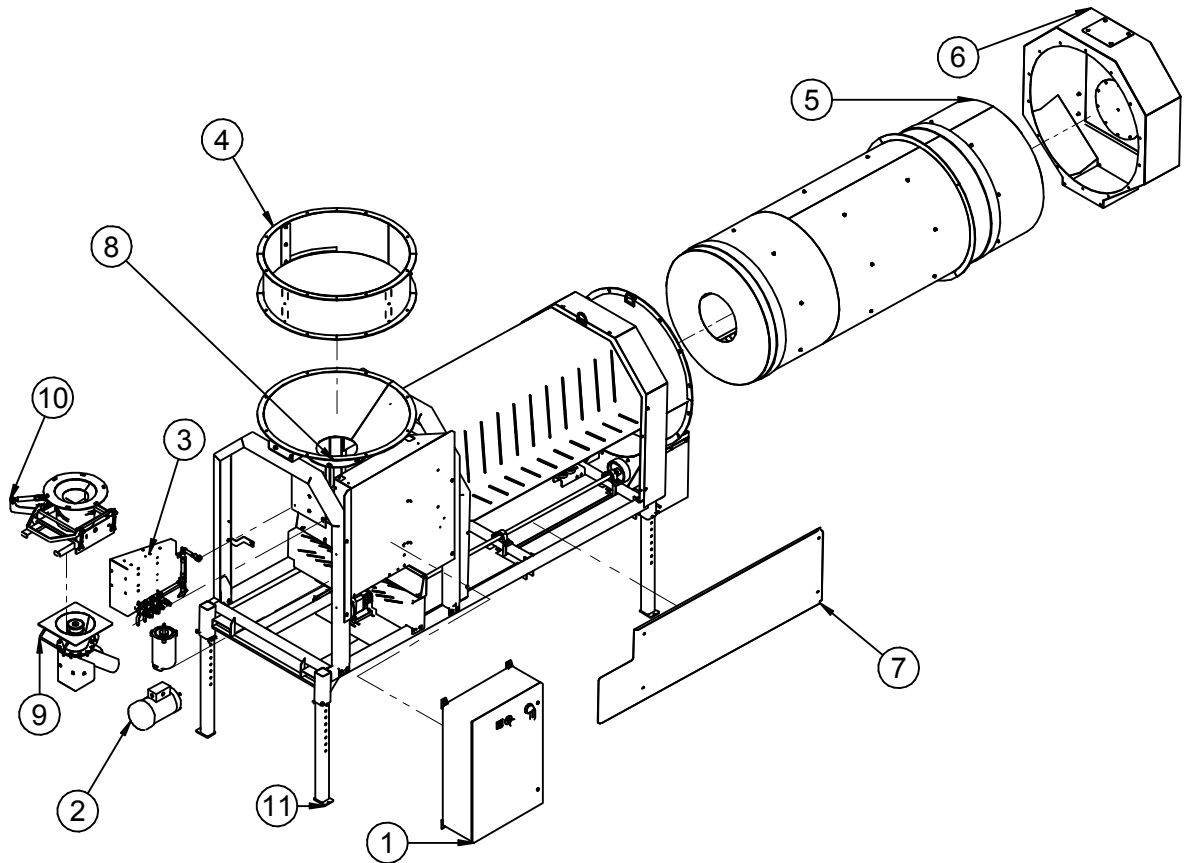
LPX SEED TREATER

LPX L308xxxx412



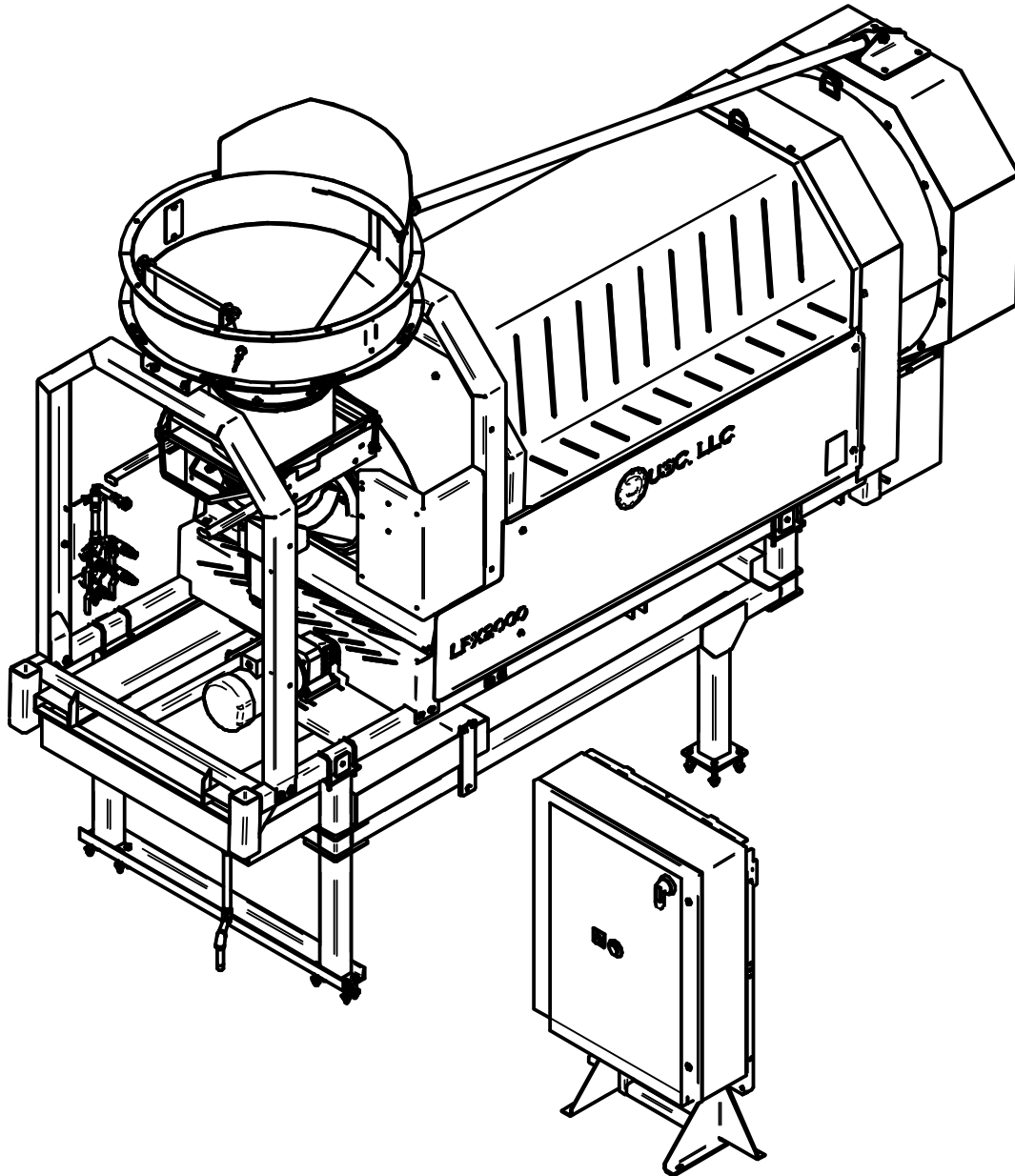
LPX SEED TREATER

LPX L308xxxx412

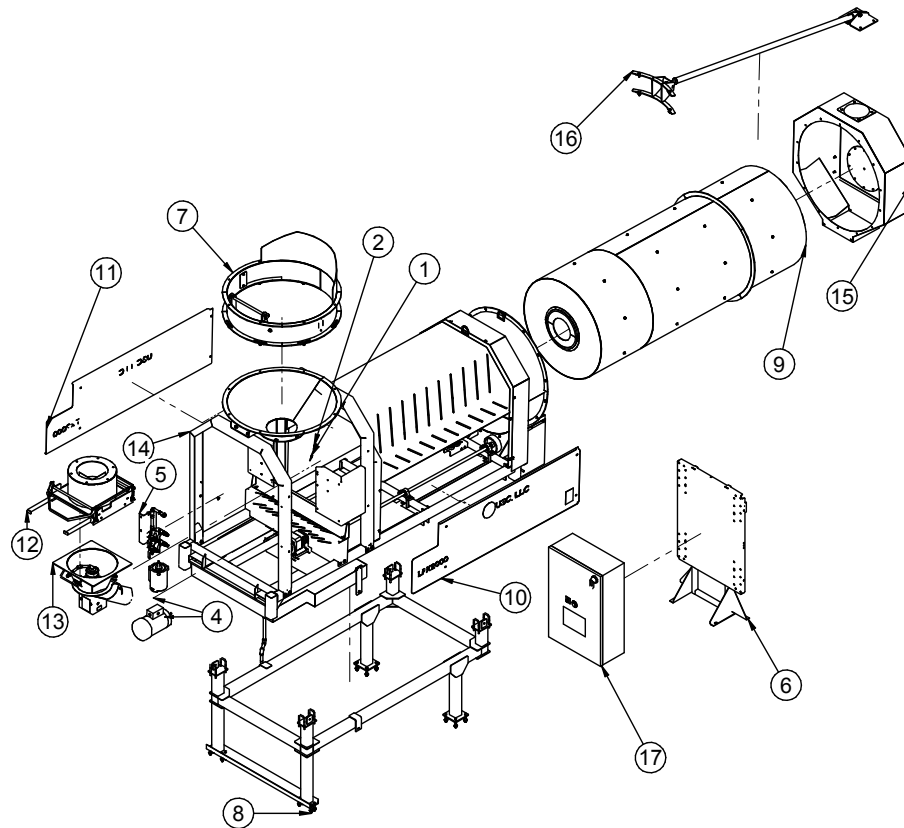


PART #		L308xxxx412		
Item #	Part #	Description	Qty	See Page
1	ASSORTED	CONTROL PANEL	1	35
2	ASSORTED	MOTOR KITS	1	35
3	ASSORTED	STATIC MIXERS	1	878
4	ASSORTED	HOPPER EXTENSION	1	105
5	ASSORTED	DRUM	1	72
6	18-01-0115	ASSY END CHUTE LPX CS	1	80
7	18-01-0179	ASSY GRD DRUM LPX300 RT 8FT GALV	1	87
8	18-01-0180	ASSY GRD DRUM LPX300 LF 8FT GALV	1	87
9	18-01-0202	ASSY ATMZR LPX000 SS	1	69
10	18-01-0356	ASSY ADJ CHMBR LPX 3000 CS QD	1	65
11	18-01-0447	ASSY BASE TRTR LPX 8FT V4	1	43

LPX SEED TREATER
PORTABLE LPX P208xx51108



LPX SEED TREATER
PORTABLE LPX P208xx51108



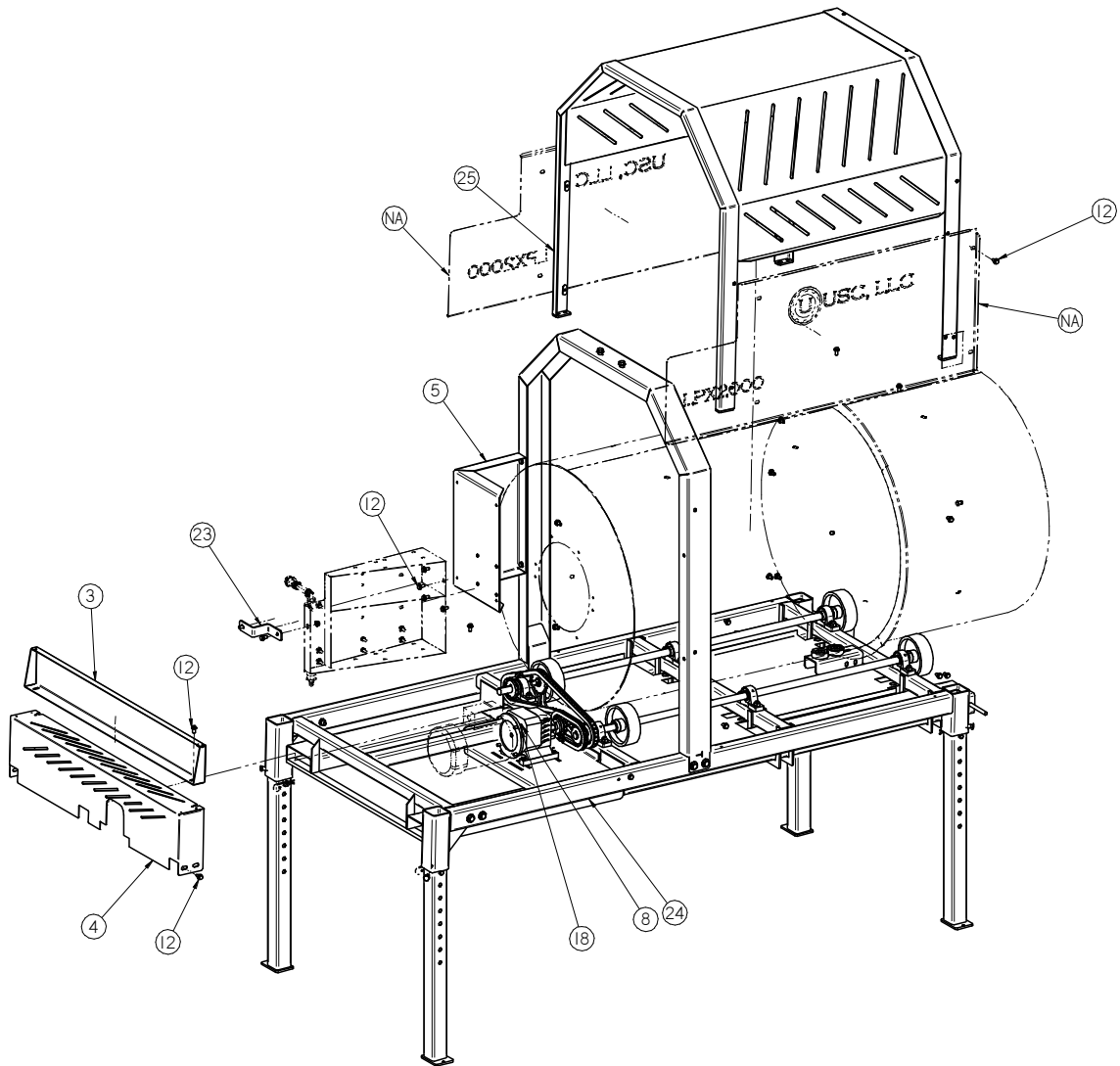
PART #		P208xx5108		
Item #	Part #	Description	Qty	See Page
1	03-08-0316	CONN TRCK RK4.4T-8-RS4.4T/S760/S771	1	
2	03-10-0173	SENS PROX 24VDC IFM KG6000	1	
3	03-11-0182	ENCLOSURE KIT HMI	1	
4	ASSORTED	MOTOR KIT	1	35
5	04-03-0254	ASSY STTC MXR & VLVS LPX TRTR QD	1	88
6	05-03-1313	BIN SITE MAIN CNTL PNL FR	1	
7	13-05-0883	ASSY EXT HOPP 8 IN	1	106
8	13-05-0885	ASSY LPX CRADLE	1	110
9	ASSORTED	DRUM	1	72
10	18-01-0092	ASSY GRD DRUM LPX2000 RT 8FT GALV	1	85
11	18-01-0095	ASSY GRD DRUM LPX2000 LF 8FT GALV	1	85
12	18-01-0350	ASSY FLOW CHMBR LPX2000 CS	1	62
13	18-01-0352	ASSY ATMZR LPX2000 CS	1	67
14	18-01-0523	ASSY BASE TRTR LPX 8FT PORT	1	50
15	18-01-0524	ASSY END CHUTE LPX PORT	1	81
16	18-01-0525	ASSY LPX PORT CNVR BRACE	1	109
17	ASSORTED	CONTROL PANEL	1	35

LPX SEED TREATER

MOTOR KITS					
ITEM	240V/1PH, 240V/3PH, 480V/3PH		380 - 415V/ 3PH		575V/3PH
U-TREAT V-4 TREATERS					
DRUM DRIVE	01-01-0106		01-01-0210		01-01-0146
ATOMIZER	01-01-0105		01-01-0208		01-01-0144
U-TREAT LITE TREATERS					
DRUM DRIVE	01-01-0106		01-01-0105		01-01-0175
ATOMIZER	01-01-0104		01-01-0208		01-01-0144
CONTROL PANELS					
DESCRIPTION	240V/1PH	240V/3PH	480V/3PH	380V/3PH	575V/3PH
U- TREAT V-4 TREATERS					
US SMW	03-12-0556	03-12-0558	03-12-0560	03-12-0559	03-12-0561
C2D2 SMW	03-12-0557	03-12-0558	03-12-0560		03-12-0561
US LIW	03-12-0581	03-12-0583	03-12-0585	03-12-0584	03-12-0568
U-TREAT LITE TREATERS					
US SMW	03-12-0609	03-12-0611	03-12-0613	03-12-0619	03-12-0617
US LIW	03-12-0610	03-12-0612	03-12-0614	03-12-0620	03-12-0618
U-TREAT V-4 PORTABLE TREATERS					
US SMW MAIN	03-12-0609	03-12-0611	03-12-0613	03-12-0619	03-12-0617
US SMW SUB	03-20-0267	03-20-0267	03-20-0267	03-20-0267	03-20-0267

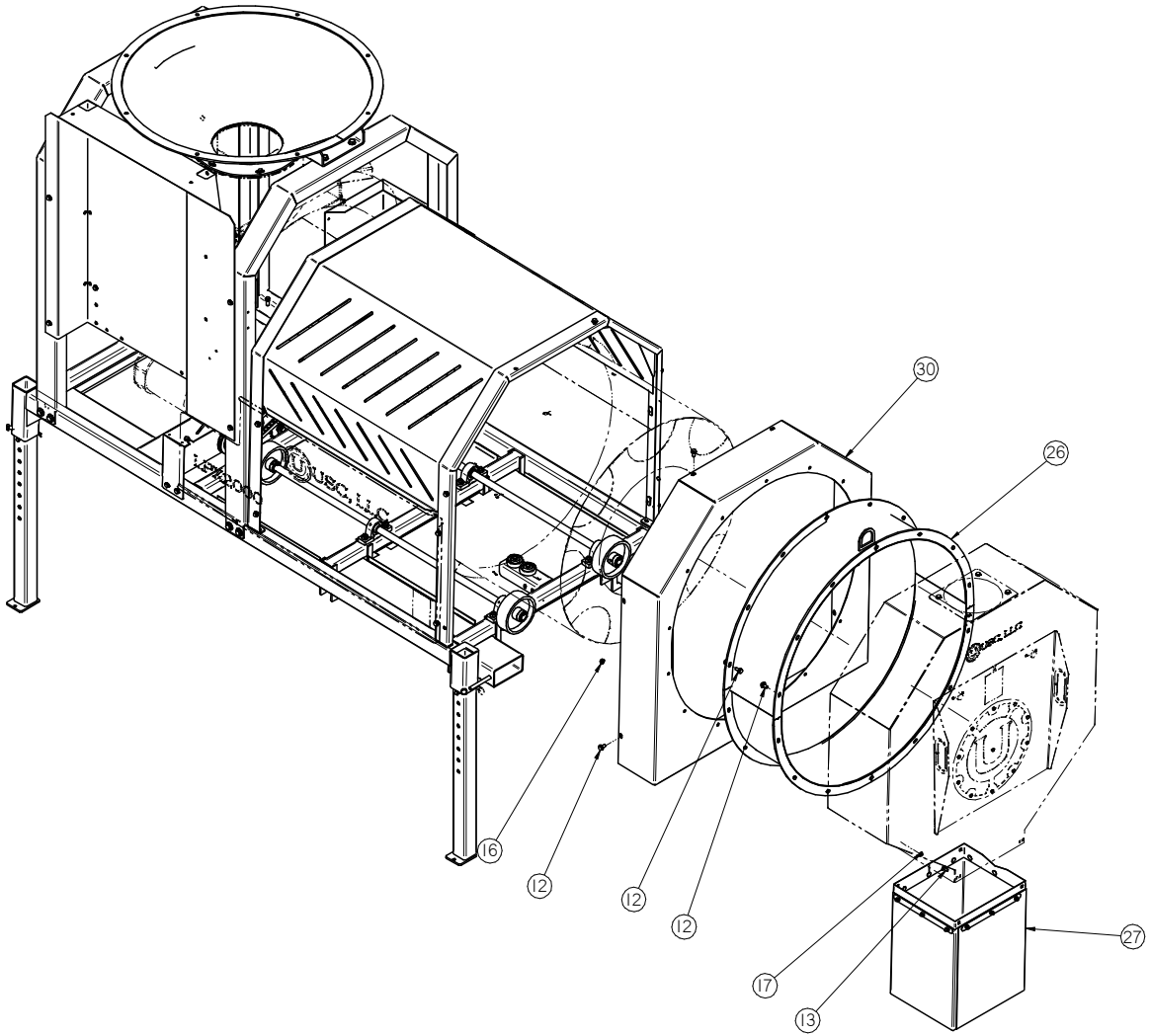
LPX SEED TREATER

ASSEMBLY BASE TREATER LPX 67FT (18-01-0446 REV A3)



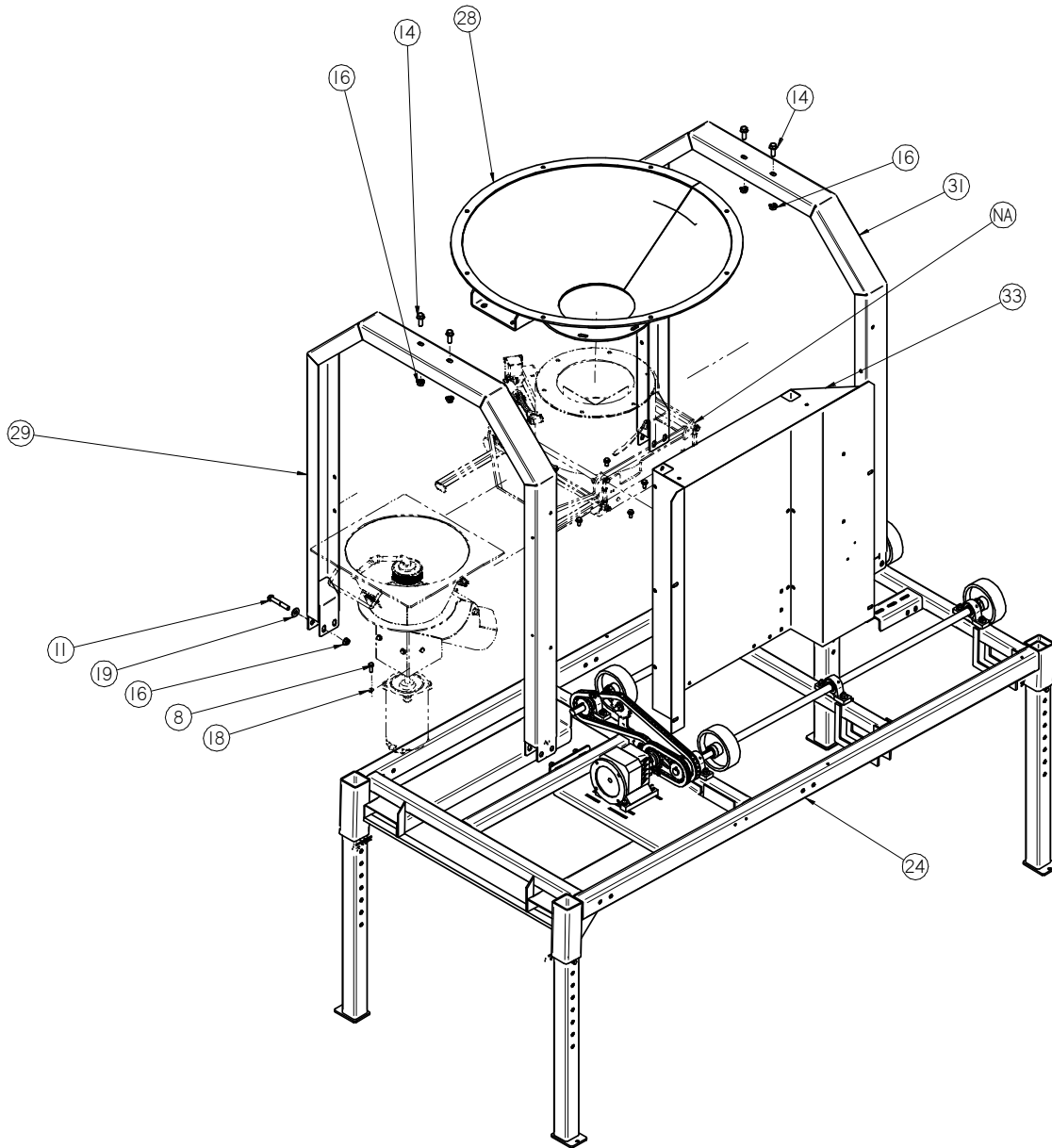
LPX SEED TREATER

ASSEMBLY BASE TREATER LPX 67FT (18-01-0446 REV A3)



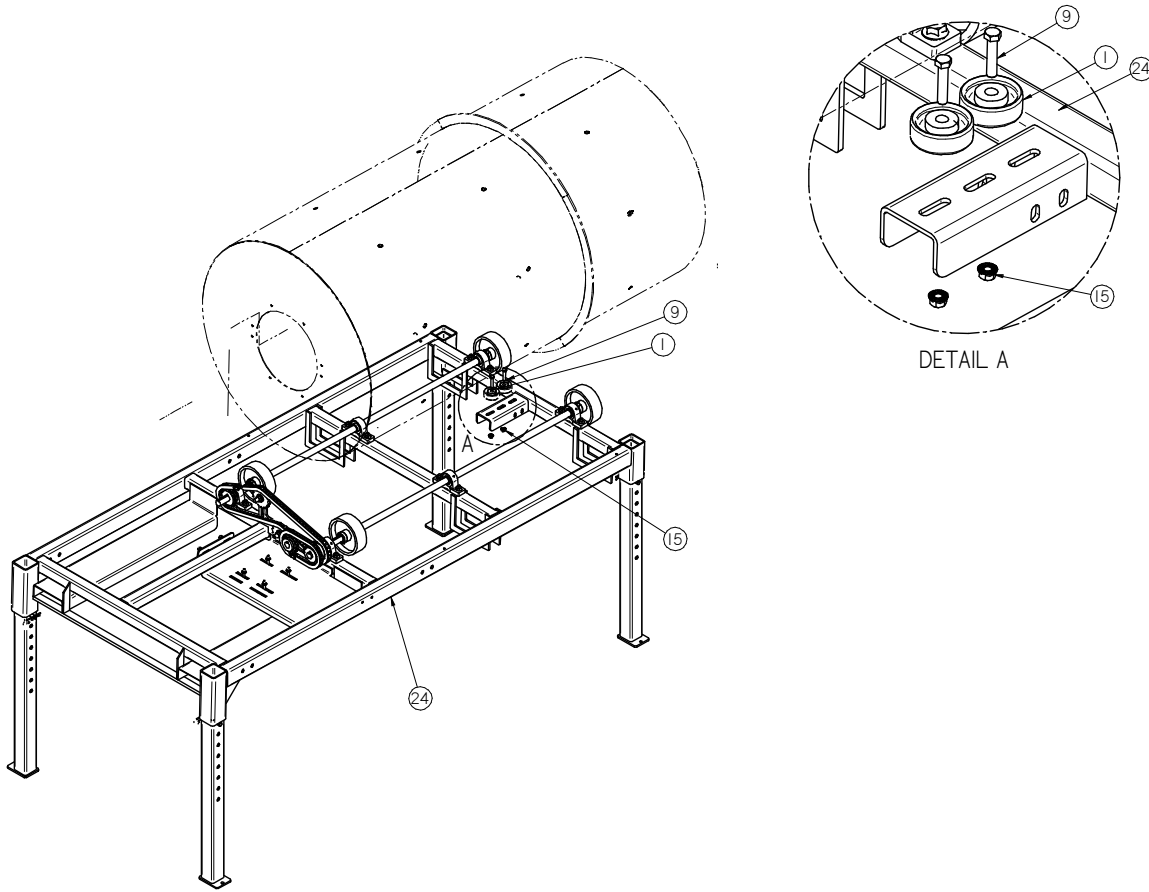
LPX SEED TREATER

ASSEMBLY BASE TREATER LPX 67FT (18-01-0446 REV A3)



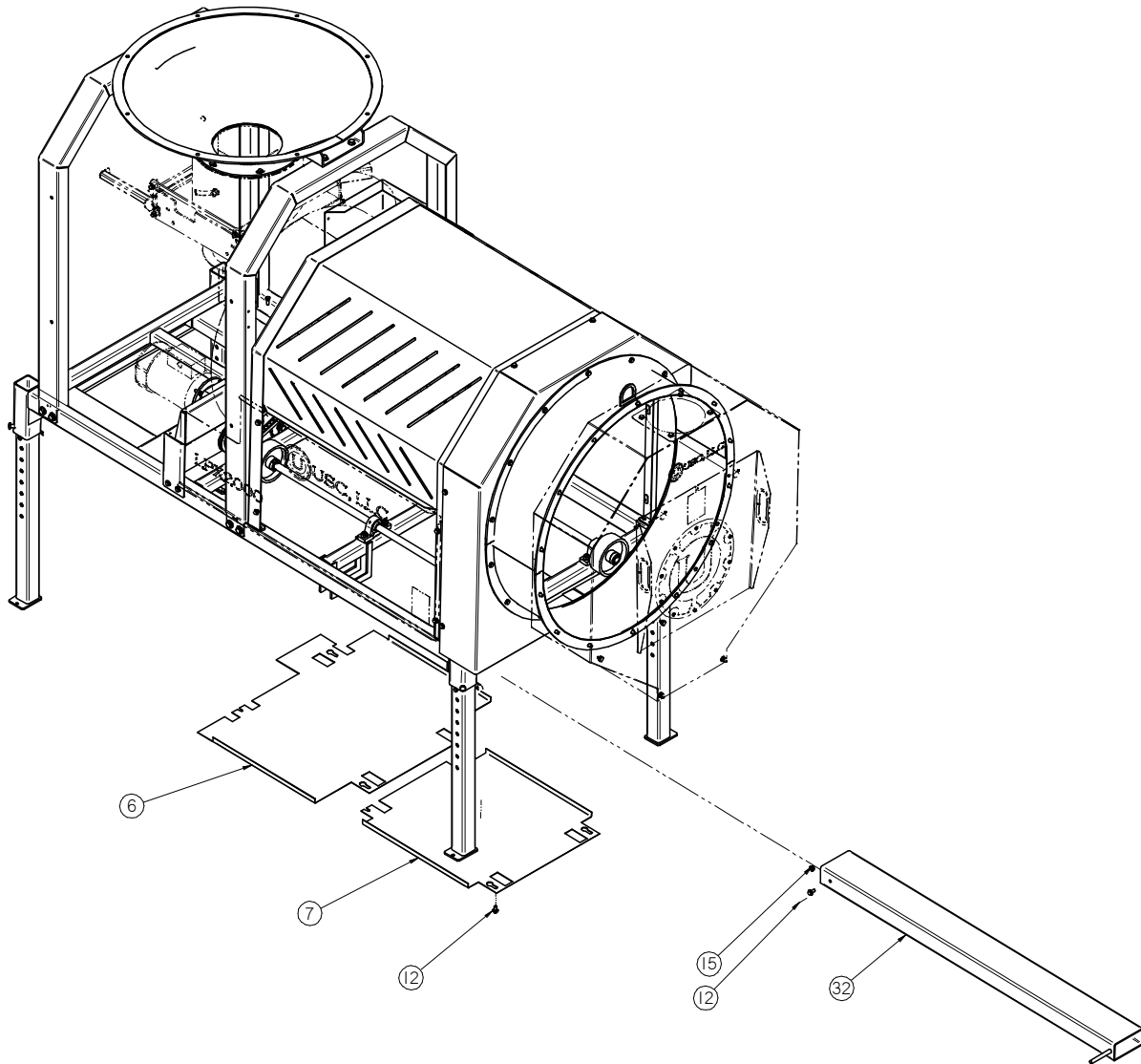
LPX SEED TREATER

ASSEMBLY BASE TREATER LPX 67FT (18-01-0446 REV A3)



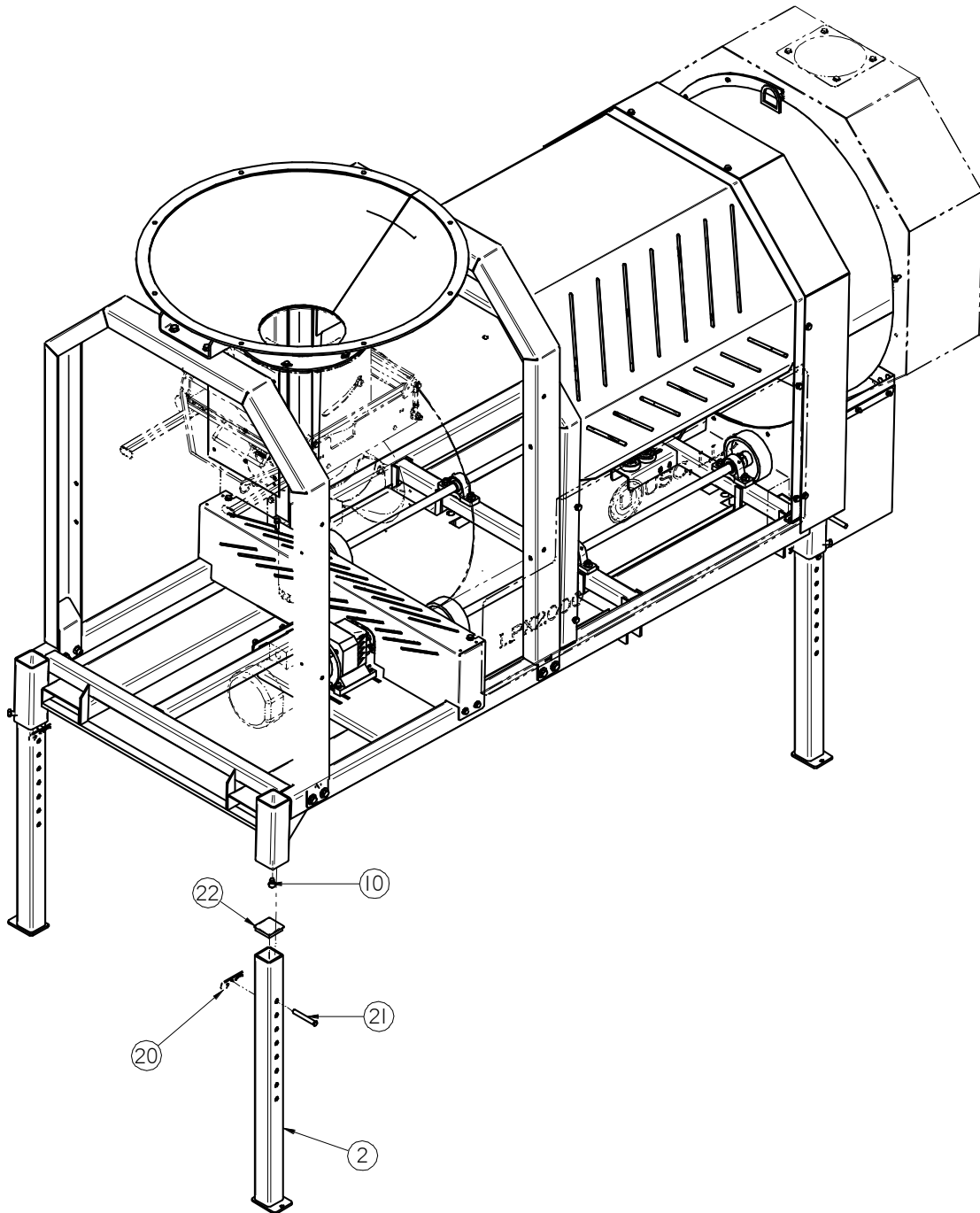
LPX SEED TREATER

ASSEMBLY BASE TREATER LPX 67FT (18-01-0446 REV A3)



LPX SEED TREATER

ASSEMBLY BASE TREATER LPX 67FT (18-01-0446 REV A3)



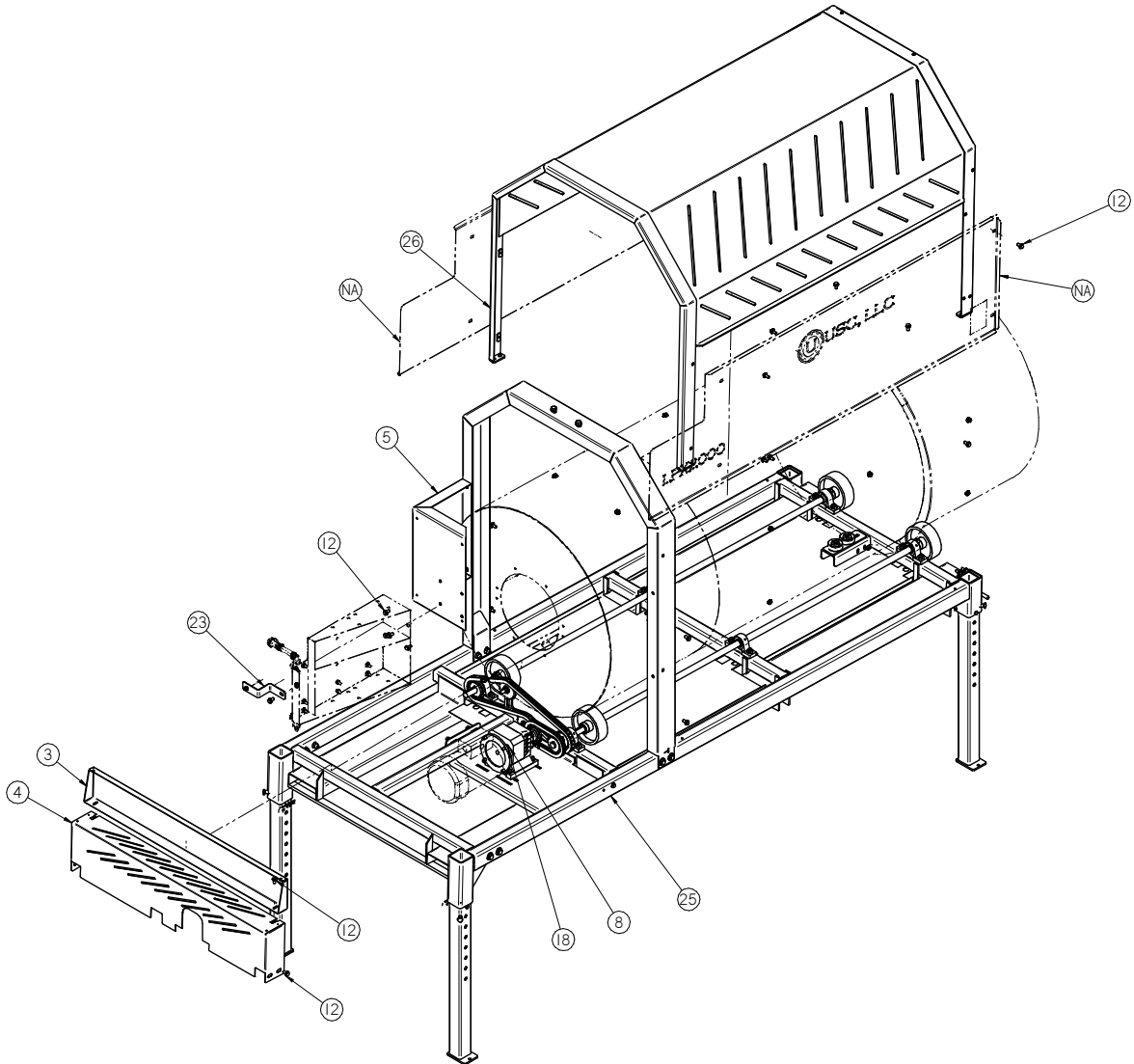
LPX SEED TREATER

ASSEMBLY BASE TREATER LPX 67FT (18-01-0446 REV A3)

PART #		18-01-0446 REV A3		
Item #	Part #	Description	Qty	See Page
1	01-06-0004	WHL GUIDE .375ID X 2.50 X .875 NPRN	2	
2	05-05-0001	WDMT ADJ TRTR LEG	4	
3	05-06-0093	TOP SHD CHAIN BRD GALV	1	
4	05-06-0094	FRNT SHD, CHAIN GRD GALV	1	
5	05-07-1006	WDMT GRD DRUM INLET	1	
6	05-10-3950	GRD DRUM BTM FRNT HALF LPX 6FT	1	
7	05-10-3951	GRD DRUM BTM REAR HALF LPX 6FT	1	
8	06-01-0016	BOLT .375-16 X 1.00 ZP GR5	8	
9	06-01-0019	BOLT .375-16 X 1.75 ZP GR5	2	
10	06-01-0024	BOLT .500-13 X .750 ZP GR5	4	
11	06-01-0029	BOLT .500-13 X 3.25 ZP GR5	8	
12	06-01-0124	BOLT FLG .375-16 X .750 ZP GR5	82	
13	06-01-0171	BOLT CRG .313-18X.750ZP SHORT NECK	4	
14	06-01-0232	BOLT FLG .500-13 X 1.250 ZP GR5	4	
15	06-03-0014	NUT LOCK FLG .375-16 ZP GR5	44	
16	06-03-0015	NUT LOCK FLG .500-13 ZP GR5	12	
17	06-03-0019	NUT LOCK FLG .313-18 ZP GR5	4	
18	06-04-0003	WSHR LOCK SPLT .375 ZP	8	
19	06-05-0005	WSHR FLAT .500 ZP	8	
20	06-09-0002	PIN CLIP HITCH 3.063 SIZE 9 ZP	4	
21	06-09-0005	PIN CLVS .500 X 3.50 PLN	4	
22	06-10-0046	RIBBED POLYE 2.5X2.5X.1875 GA TBG	4	
23	105C39	BRKT LPX STTC MXR MNT	1	
24	18-01-0011	ASSY BASE FR LPX 6FT	1	56
25	18-01-0050	WDMT DRUM GRD LPX 6 FT	1	
26	18-01-0054	WDMT DRUM EXT GRD LPX 6-8-10FT	1	
27	18-01-0072	ASSY END CHUTE EXT LPX	1	83
28	18-01-0080	WDMT LPX INLET CONE	1	
29	18-01-0081	WDMT HEADACHE RACK SHORT	1	
30	18-01-0082	WDMT DRUM EXT GRD MNT LPX 6-8-10FT	1	
31	18-01-0083	WDMT HEADACHE RACK TALL	1	
32	18-01-0106	WDMT FORKLIFT PCKT EXT 6FT	2	
33	18-01-0449	WDMT ENCL MNT LPX V4	1	

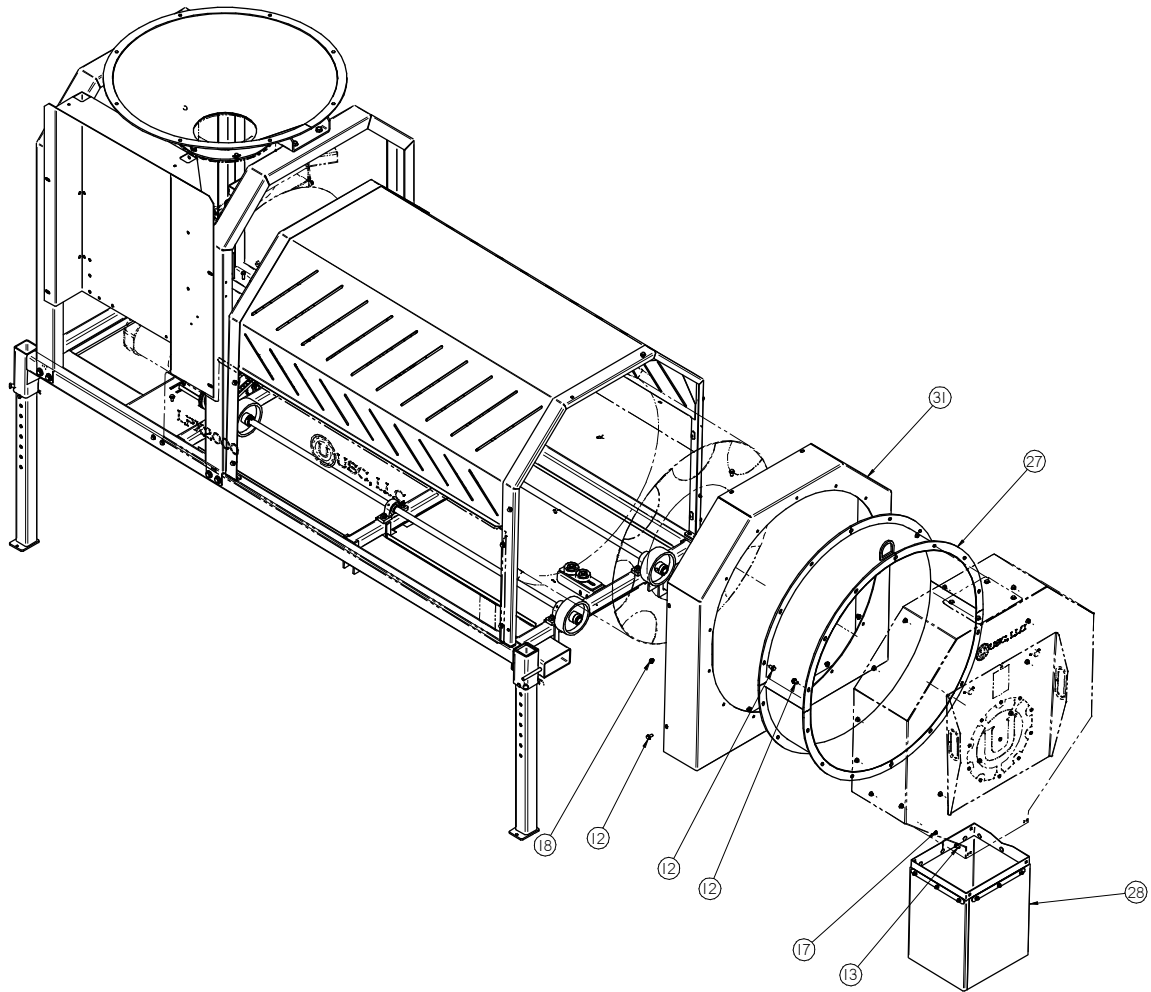
LPX SEED TREATER

ASSEMBLY BASE TREATER 8 FT DRUM (18-01-0447 REV A4)



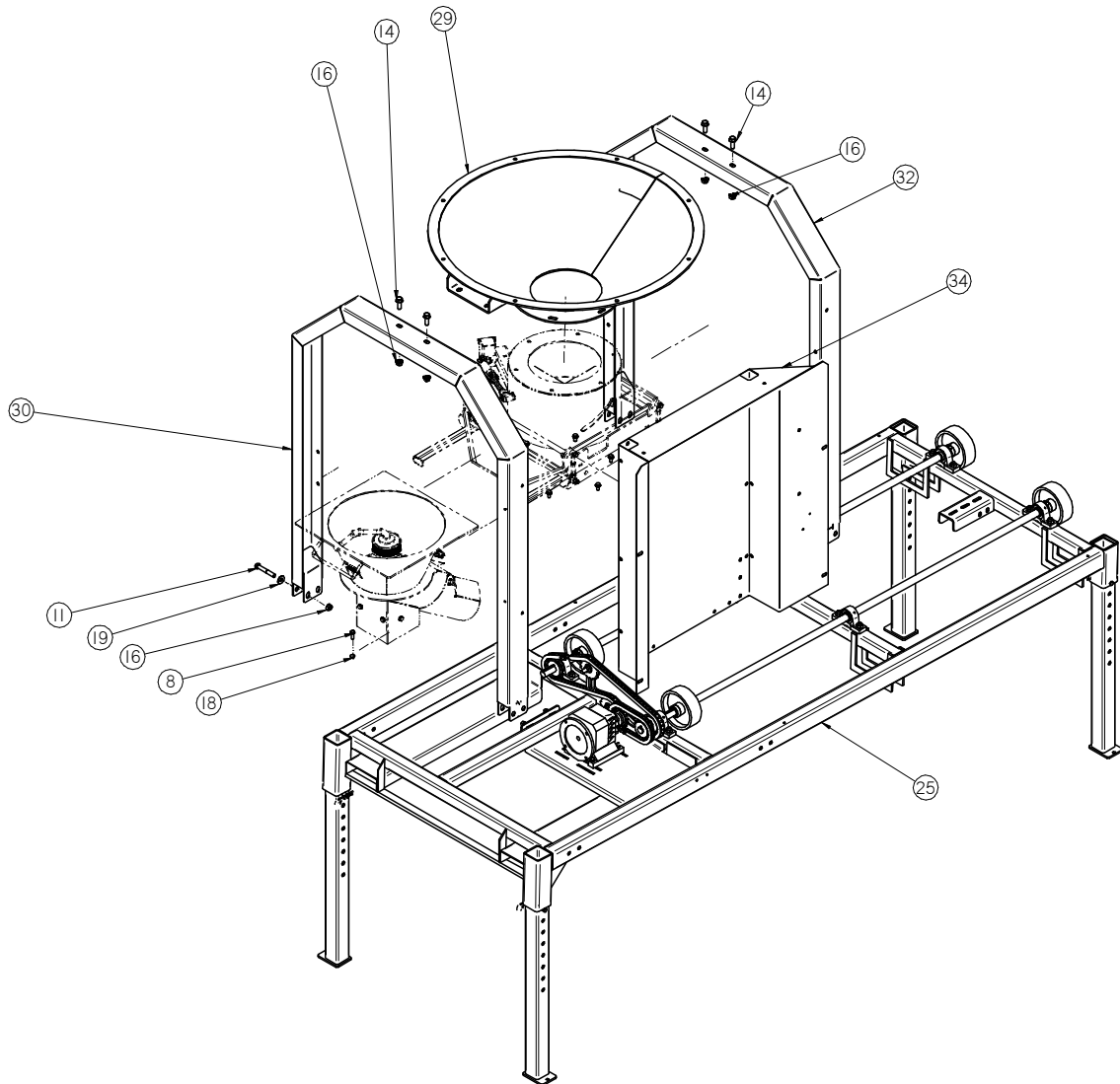
LPX SEED TREATER

ASSEMBLY BASE TREATER 8 FT DRUM (18-01-0447 REV A4)



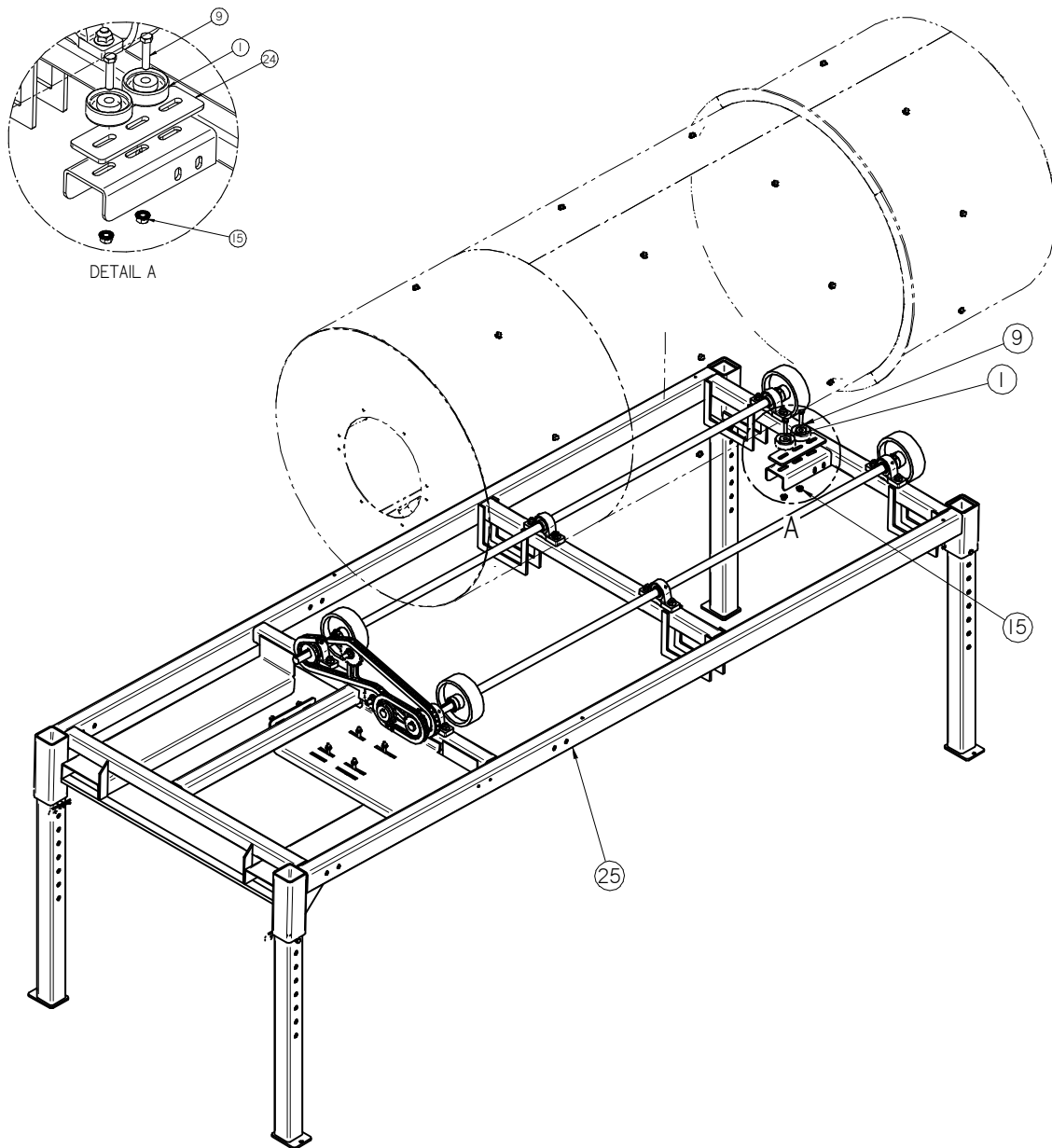
LPX SEED TREATER

ASSEMBLY BASE TREATER 8 FT DRUM (18-01-0447 REV A4)



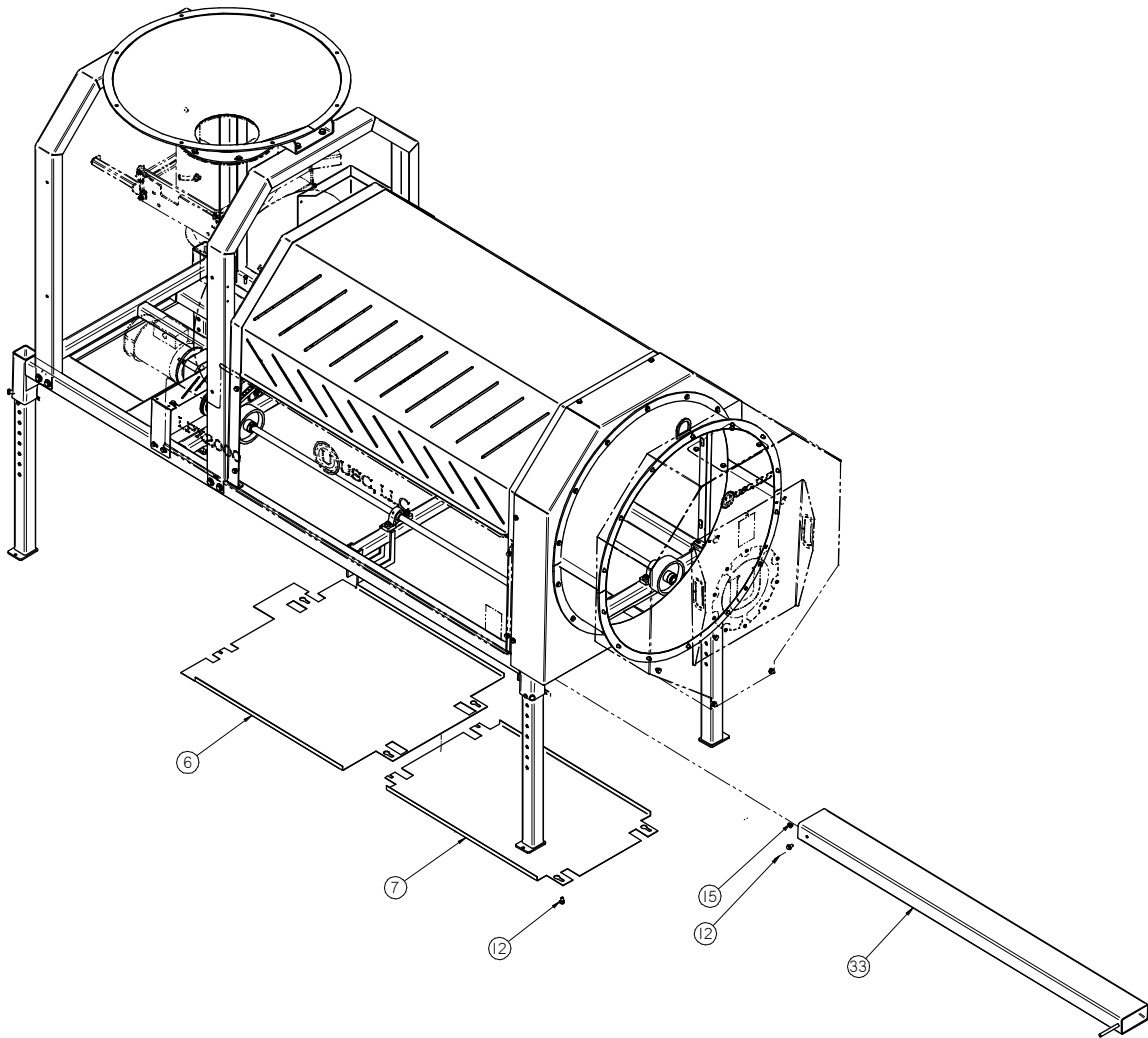
LPX SEED TREATER

ASSEMBLY BASE TREATER 8 FT DRUM (18-01-0447 REV A4)



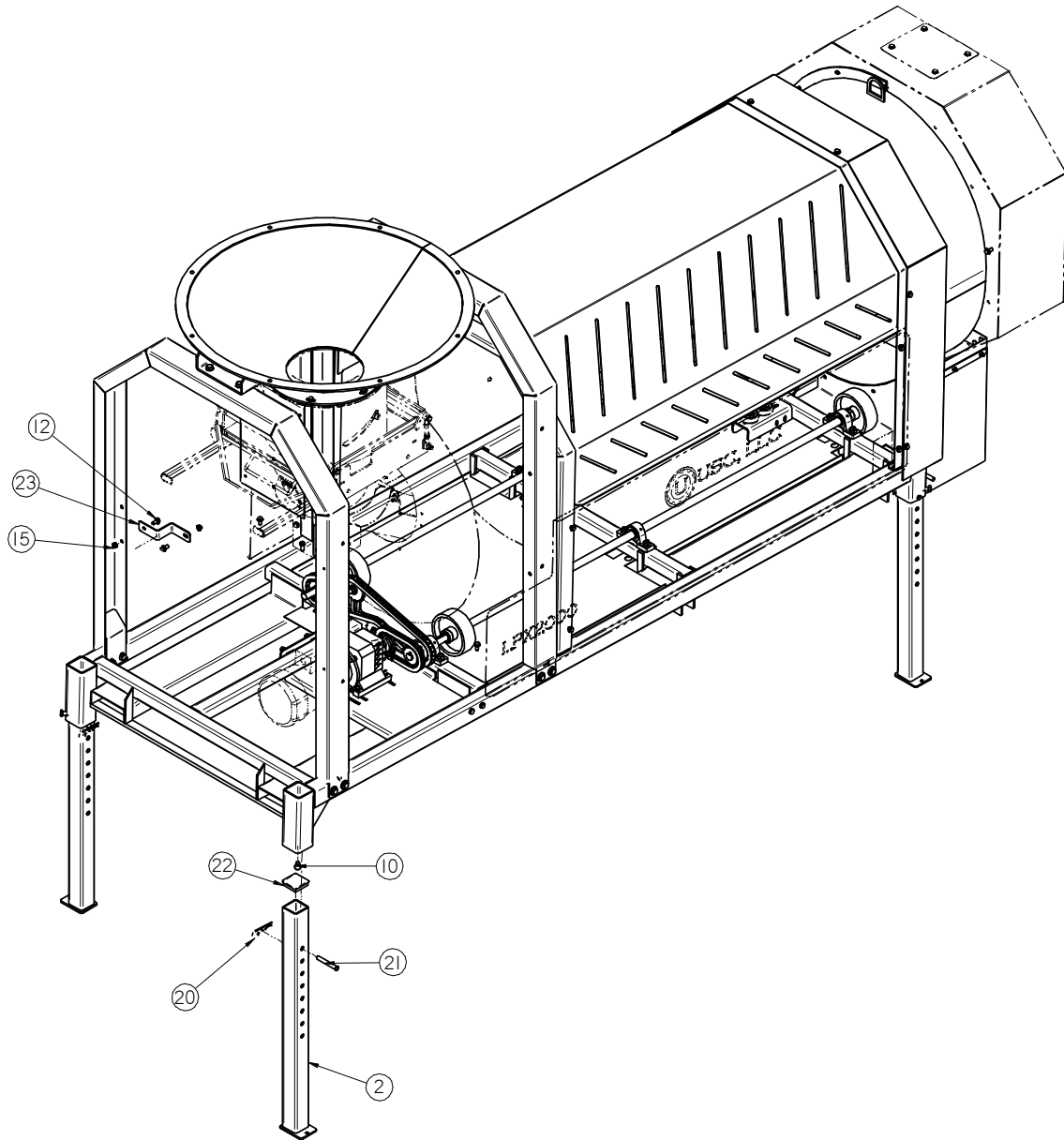
LPX SEED TREATER

ASSEMBLY BASE TREATER 8 FT DRUM (18-01-0447 REV A4)



LPX SEED TREATER

ASSEMBLY BASE TREATER 8 FT DRUM (18-01-0447 REV A4)



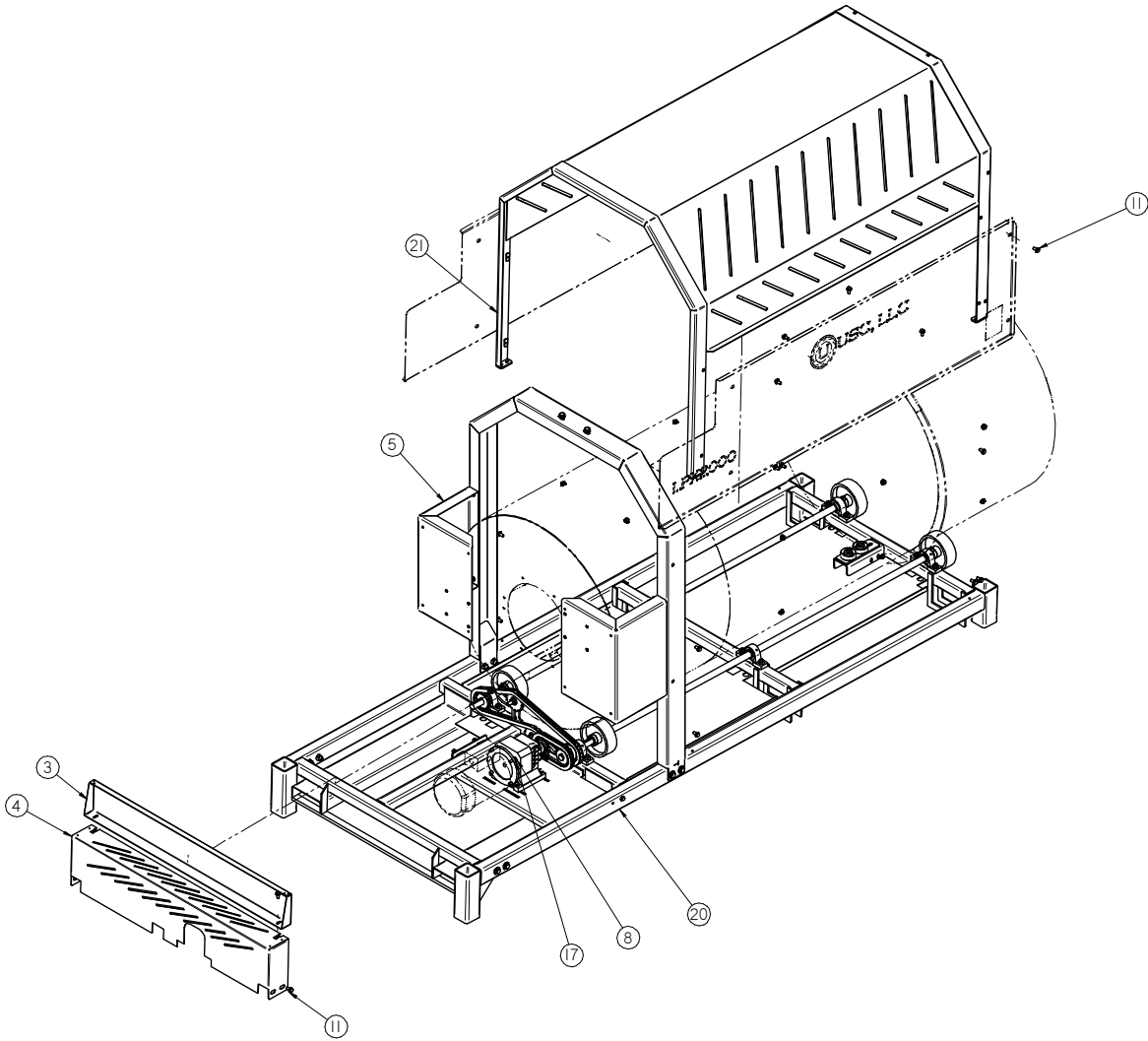
LPX SEED TREATER

ASSEMBLY BASE TREATER 8 FT DRUM (18-01-0447 REV A4)

PART #		18-01-0447 REV A4		
Item #	Part #	Description	Qty	See Page
1	01-06-0004	WHL GUIDE .375ID X 2.50 X .875 NPRN	2	
2	05-05-0001	WDMT ADJ TRTR LEG	4	
3	05-06-0093	TOP SHD CHAIN BRD GALV	1	
4	05-06-0094	FRNT SHD, CHAIN GRD GALV	1	
5	05-07-1006	WDMT GRD DRUM INLET	1	
6	05-10-3993	GRD DRUM BTM FRNT HALF LPX 8FT	1	
7	05-10-3994	GRD DRUM BTM REAR HALF LPX 8FT	1	
8	06-01-0016	BOLT .375-16 X 1.00 ZP GR5	8	
9	06-01-0019	BOLT .375-16 X 1.75 ZP GR5	2	
10	06-01-0024	BOLT .500-13 X .750 ZP GR5	4	
11	06-01-0029	BOLT .500-13 X 3.25 ZP GR5	8	
12	06-01-0124	BOLT FLG .375-16 X .750 ZP GR5	82	
13	06-01-0171	BOLT CRG .313-18X.750ZP SHORT NECK	4	
14	06-01-0232	BOLT FLG .500-13 X 1.250 ZP GR5	4	
15	06-03-0014	NUT LOCK FLG .375-16 ZP GR5	44	
16	06-03-0015	NUT LOCK FLG .500-13 ZP GR5	12	
17	06-03-0019	NUT LOCK FLG .313-18 ZP GR5	4	
18	06-04-0003	WSHR LOCK SPLT .375 ZP	8	
19	06-05-0005	WSHR FLAT .500 ZP	8	
20	06-09-0002	PIN CLIP HITCH 3.063 SIZE 9 ZP	4	
21	06-09-0005	PIN CLVS .500 X 3.50 PLN	4	
22	06-10-0046	RIBBED POLYE 2.5X2.5X.1875 GA TBG	4	
23	105C39	BRKT LPX STTC MXR MNT	1	
24	1071A8	PLT WHEEL SPACER	1	
25	18-01-0012	ASSY BASE FR LPX 8FT	1	59
26	18-01-0051	WDMT DRUM GRD LPX 8 FT	1	
27	18-01-0054	WDMT DRUM EXT GRD LPX 6-8-10FT	1	
28	18-01-0072	ASSY END CHUTE EXT LPX	1	83
29	18-01-0080	WDMT LPX INLET CONE	1	
30	18-01-0081	WDMT HEADACHE RACK SHORT	1	
31	18-01-0082	WDMT DRUM EXT GRD MNT LPX 6-8-10FT	1	
32	18-01-0083	WDMT HEADACHE RACK TALL	1	
33	18-01-0107	WDMT FORKLIFT PCKT EXT 8FT	2	
34	18-01-0449	WDMT ENCL MNT LPX V4	1	

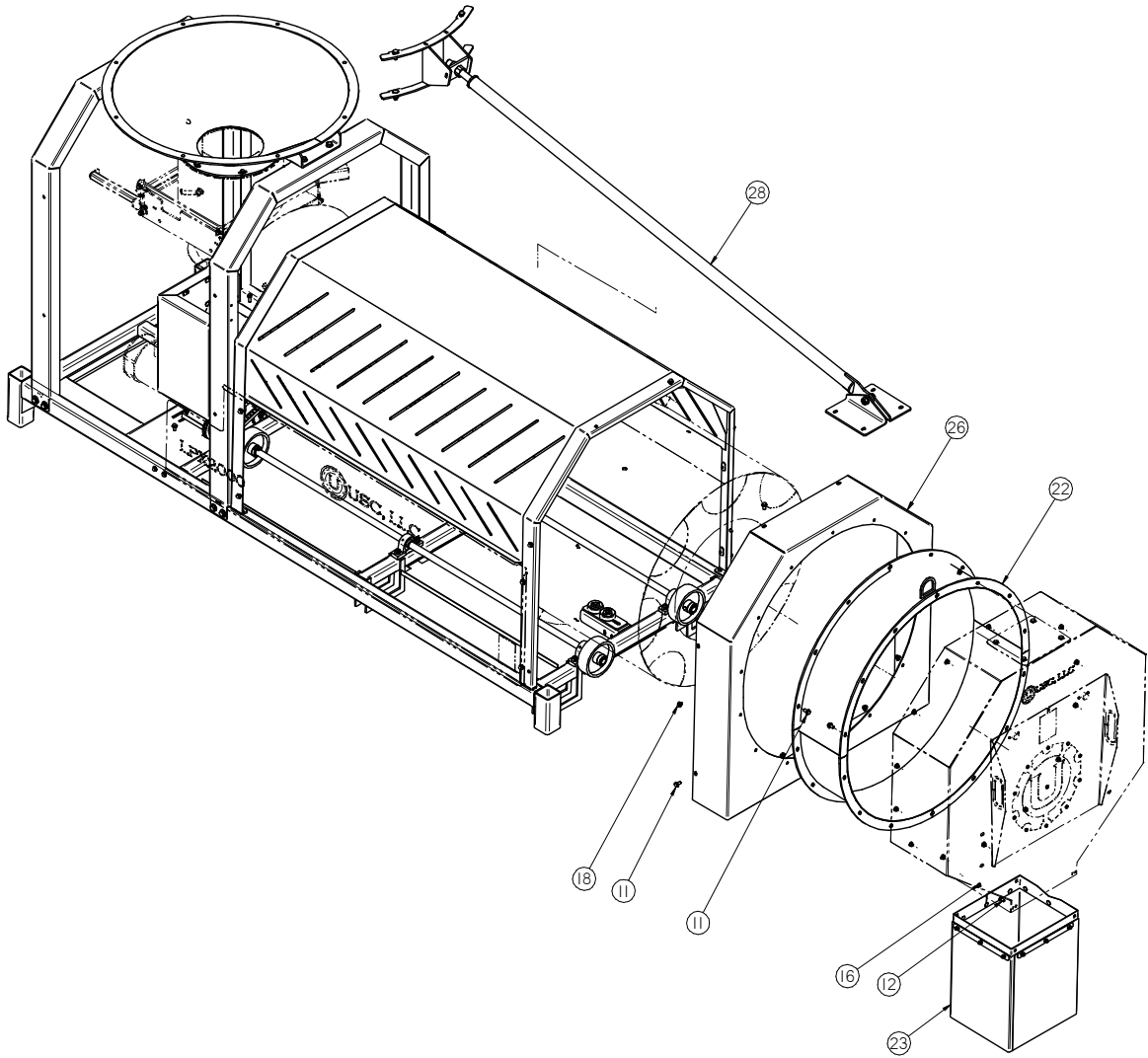
LPX SEED TREATER

ASSEMBLY BASE TREATER LPX 8 FOOT PORTABLE (18-01-0523 REV A2)



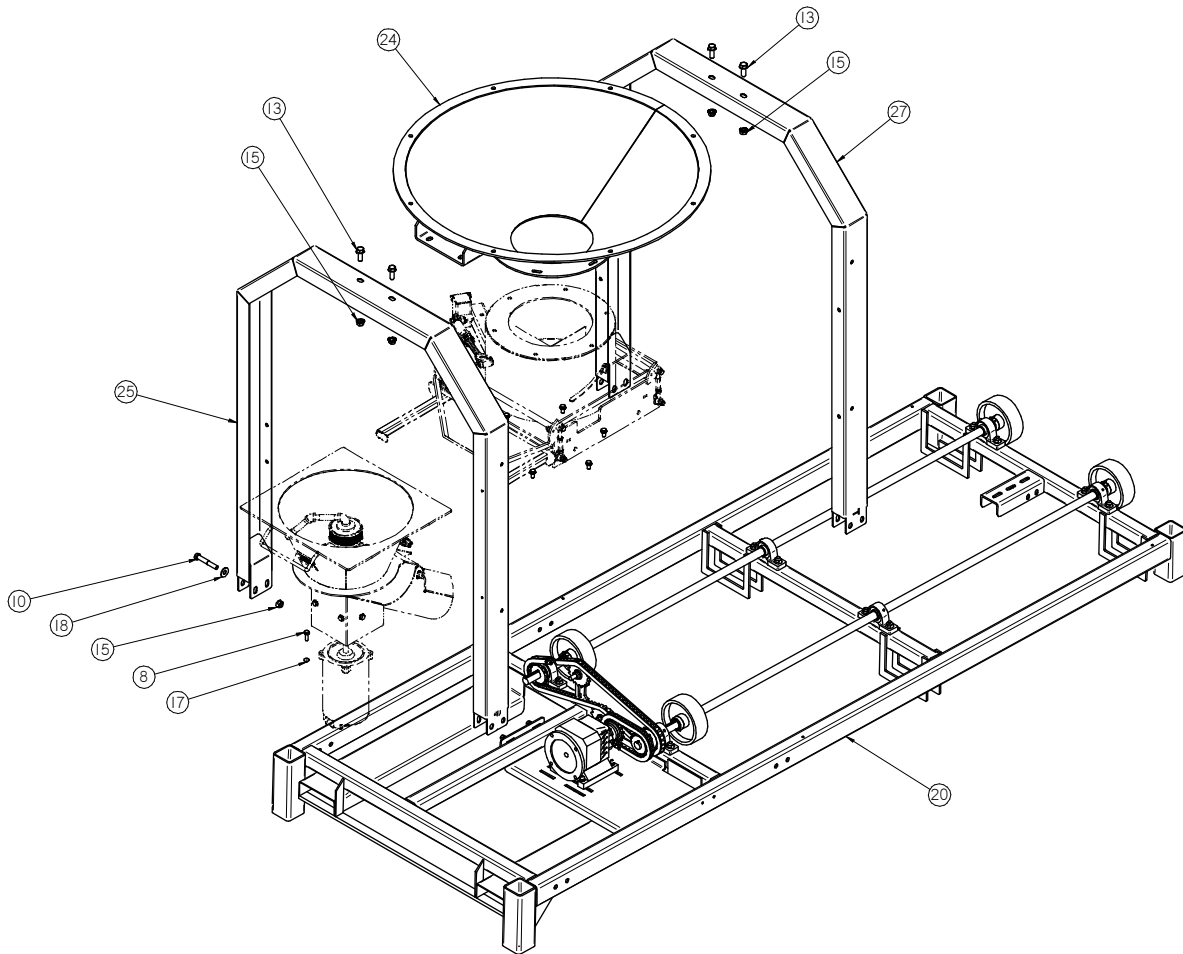
LPX SEED TREATER

ASSEMBLY BASE TREATER LPX 8 FOOT PORTABLE (18-01-0523 REV A2)



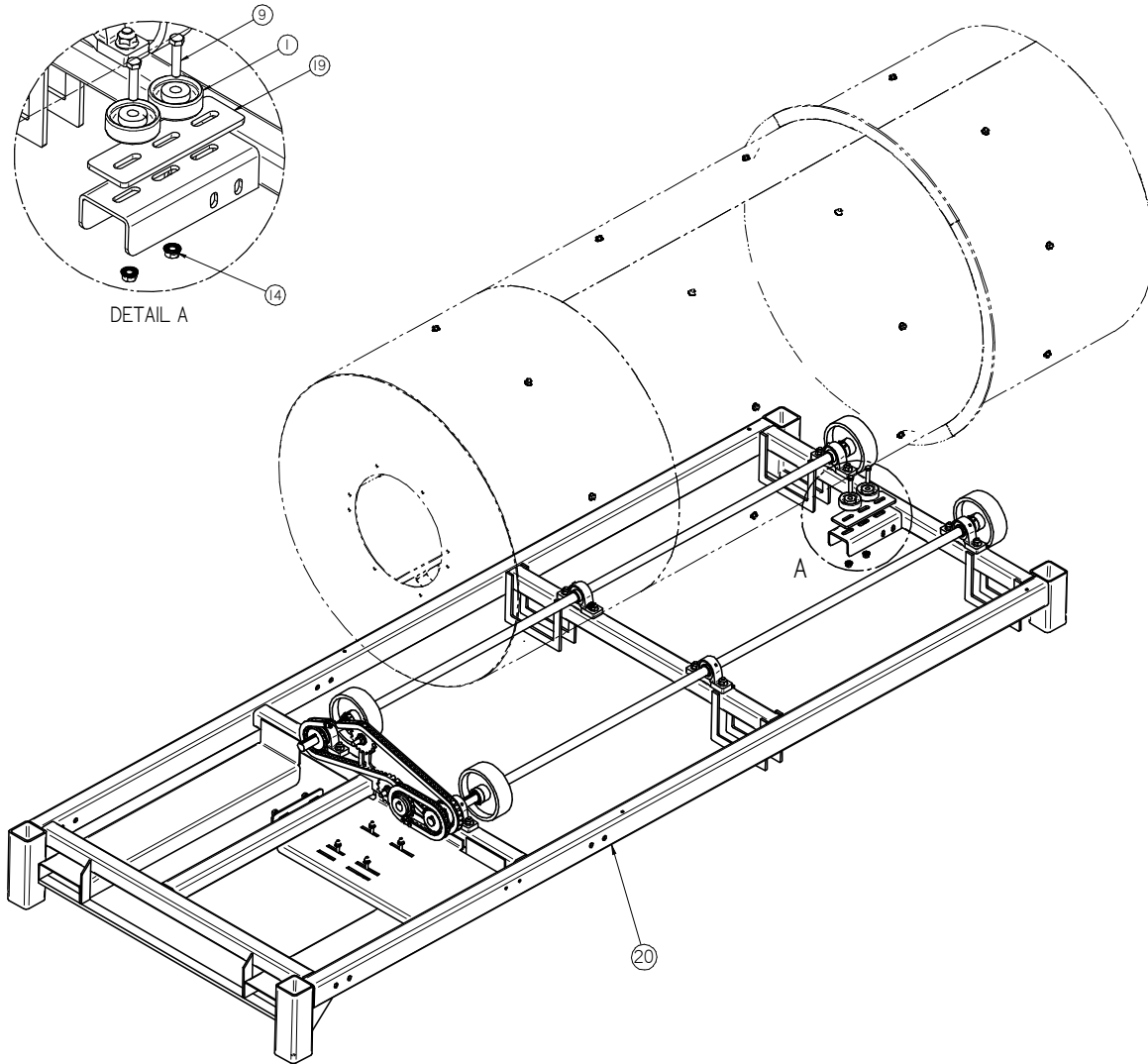
LPX SEED TREATER

ASSEMBLY BASE TREATER LPX 8 FOOT PORTABLE (18-01-0523 REV A2)



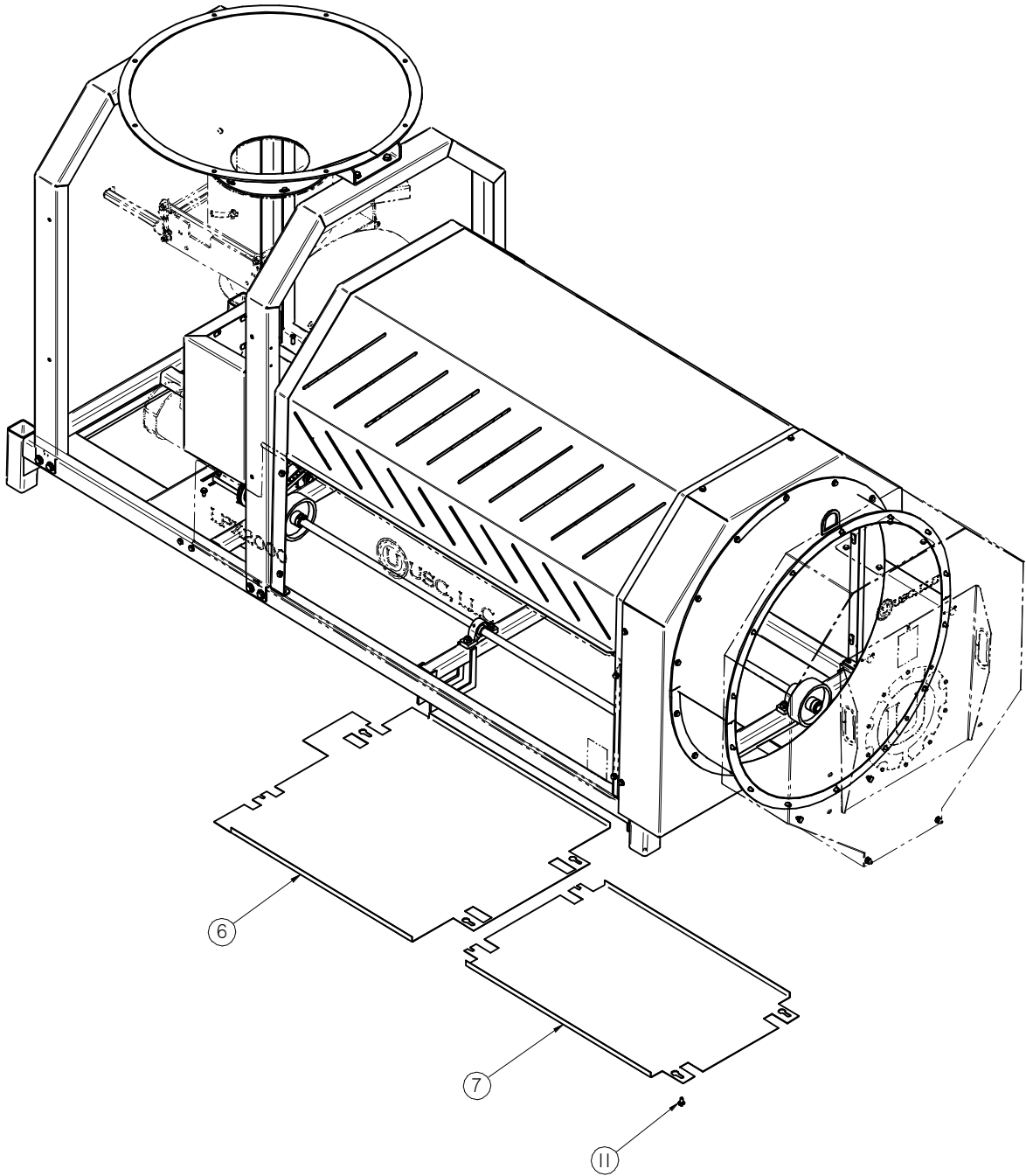
LPX SEED TREATER

ASSEMBLY BASE TREATER LPX 8 FOOT PORTABLE (18-01-0523 REV A2)



LPX SEED TREATER

ASSEMBLY BASE TREATER LPX 8 FOOT PORTABLE (18-01-0523 REV A2)



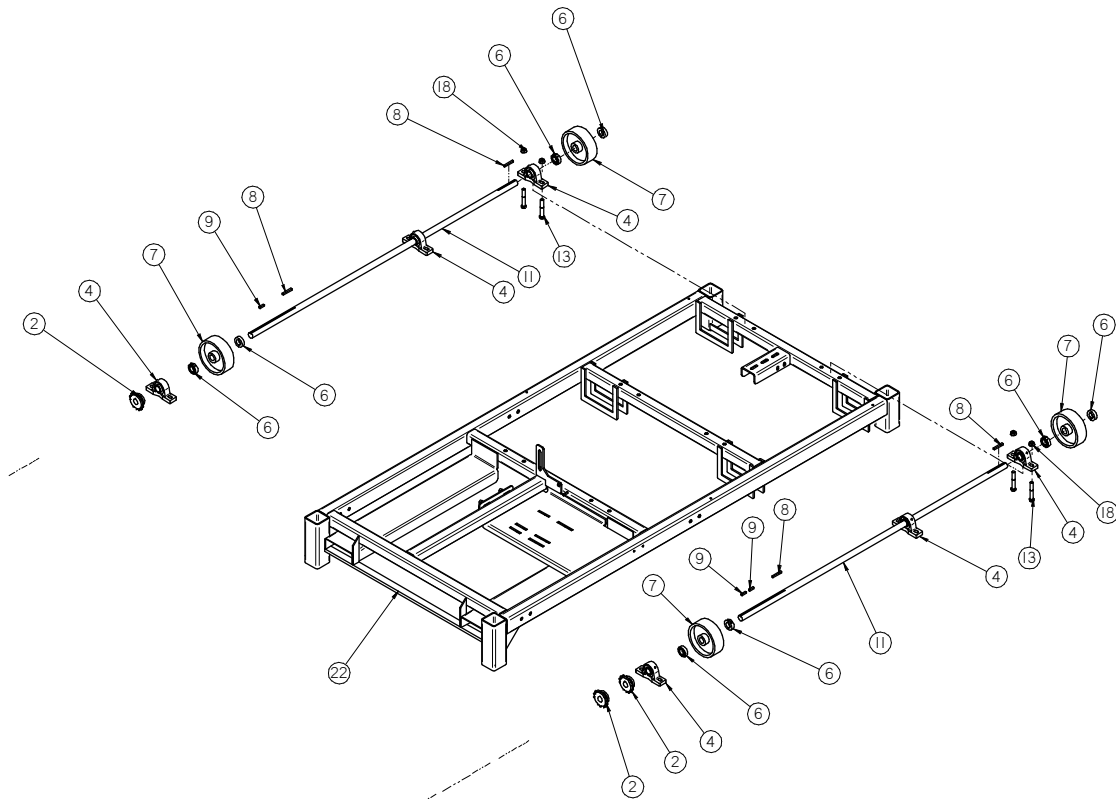
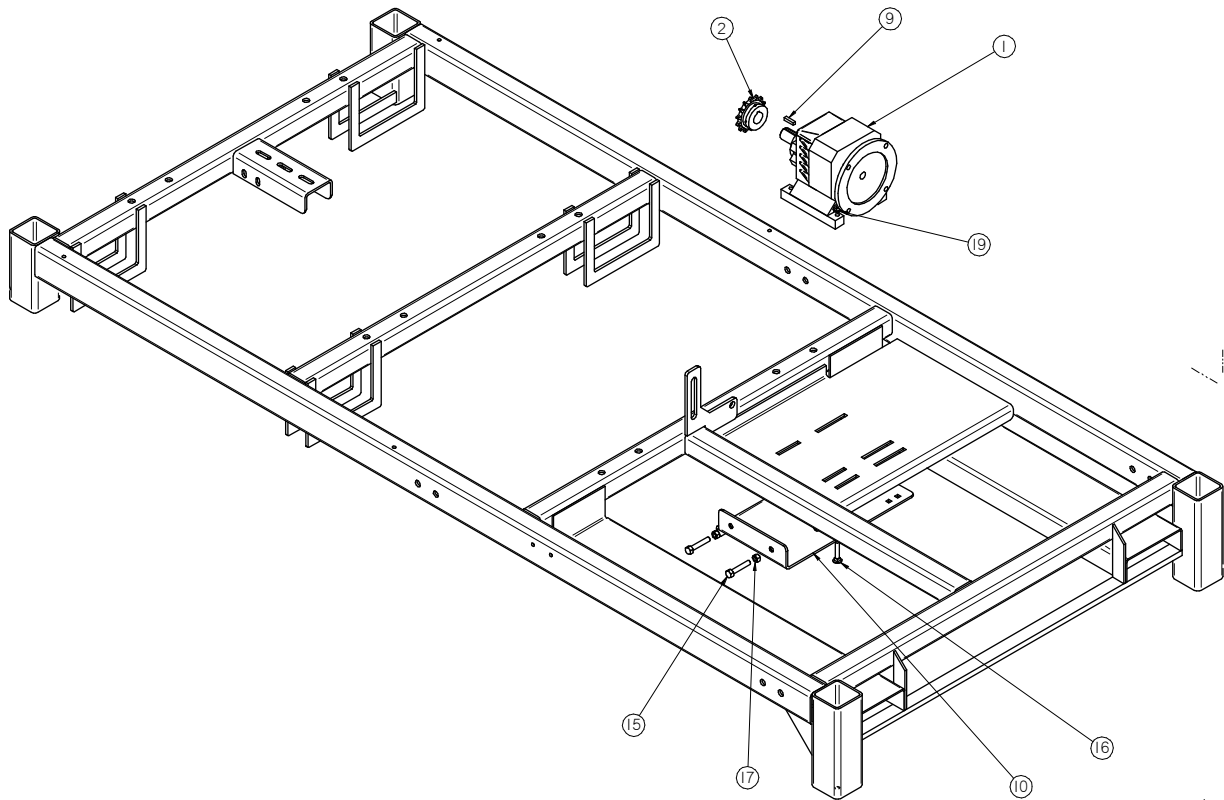
LPX SEED TREATER

ASSEMBLY BASE TREATER LPX 8 FOOT PORTABLE (18-01-0523 REV A2)

PART #		18-01-0523 REV A2		
Item #	Part #	Description	Qty	See Page
1	01-06-0004	WHL GUIDE .375ID X 2.50 X .875 NPRN	2	
2	04-03-0254	ASSY STTC MXR & VLVS LPX TRTR QD	1	
3	05-06-0093	TOP SHD CHAIN BRD GALV	1	
4	05-06-0094	FRNT SHD, CHAIN GRD GALV	1	
5	05-07-1006	WDMT GRD DRUM INLET	2	
6	05-10-3993	GRD DRUM BTM FRNT HALF LPX 8FT	1	
7	05-10-3994	GRD DRUM BTM REAR HALF LPX 8FT	1	
8	06-01-0016	BOLT .375-16 X 1.00 ZP GR5	8	
9	06-01-0019	BOLT .375-16 X 1.75 ZP GR5	2	
10	06-01-0029	BOLT .500-13 X 3.25 ZP GR5	8	
11	06-01-0124	BOLT FLG .375-16 X .750 ZP GR5	70	
12	06-01-0171	BOLT CRG .313-18X.750ZP SHORT NECK	4	
13	06-01-0232	BOLT FLG .500-13 X 1.250 ZP GR5	4	
14	06-03-0014	NUT LOCK FLG .375-16 ZP GR5	40	
15	06-03-0015	NUT LOCK FLG .500-13 ZP GR5	12	
16	06-03-0019	NUT LOCK FLG .313-18 ZP GR5	4	
17	06-04-0003	WSHR LOCK SPLT .375 ZP	8	
18	06-05-0005	WSHR FLAT .500 ZP	8	
19	1071A8	PLT WHEEL SPACER	1	
20	18-01-0012	ASSY BASE FR LPX 8FT	1	59
21	18-01-0051	WDMT DRUM GRD LPX 8 FT	1	
22	18-01-0054	WDMT DRUM EXT GRD LPX 6-8-10FT	1	
23	18-01-0072	ASSY END CHUTE EXT LPX	1	83
24	18-01-0080	WDMT LPX INLET CONE	1	
25	18-01-0081	WDMT HEADACHE RACK SHORT	1	
26	18-01-0082	WDMT DRUM EXT GRD MNT LPX 6-8-10FT	1	
27	18-01-0083	WDMT HEADACHE RACK TALL	1	
28	18-01-0525	ASSY LPX PORT CNVR BRACE	1	109

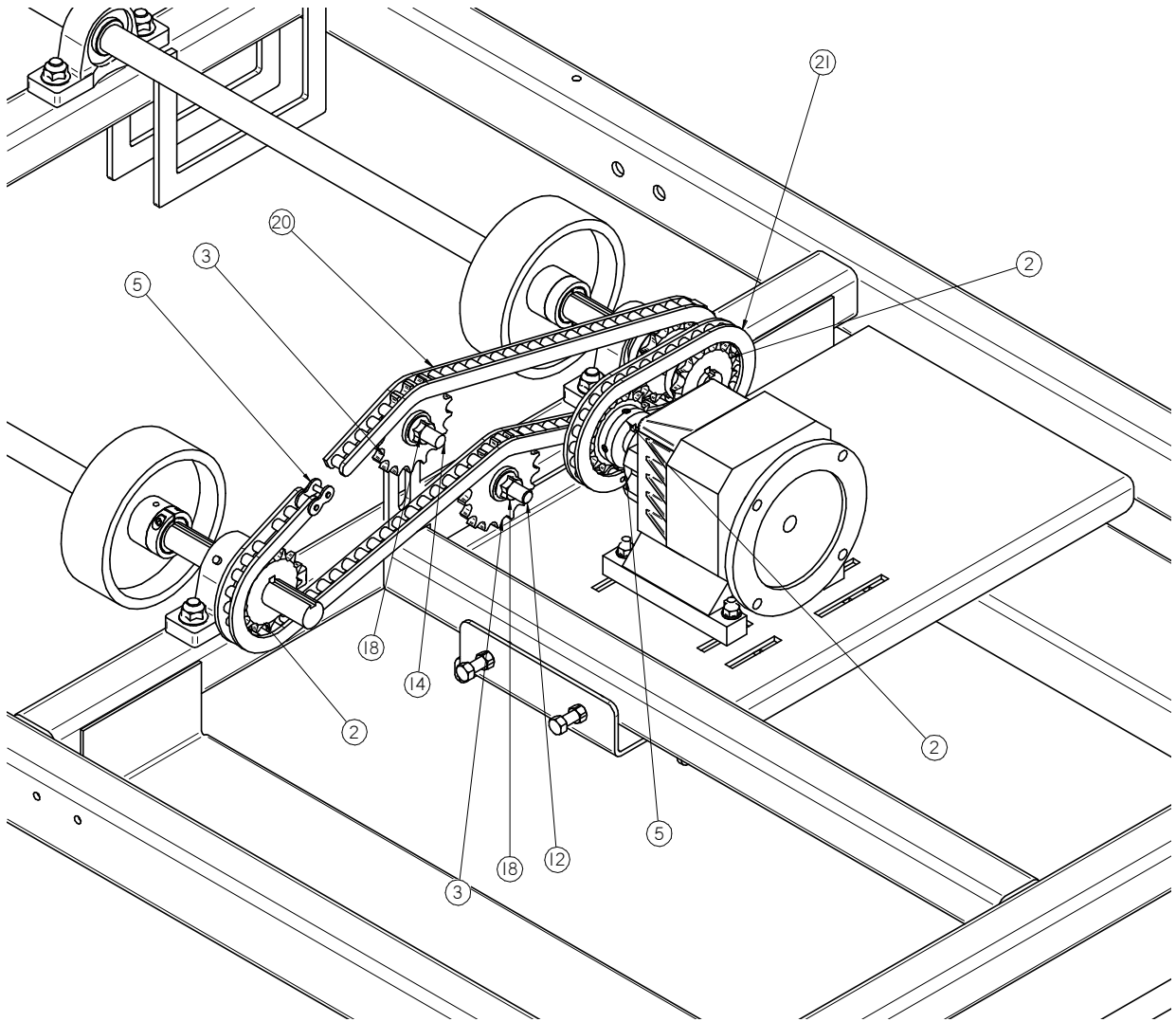
LPX SEED TREATER

ASSEMBLY BASE FRAME LPX 6 FT (18-01-0011 REV A0)



LPX SEED TREATER

ASSEMBLY BASE FRAME LPX 6 FT (18-01-0011 REV A0)



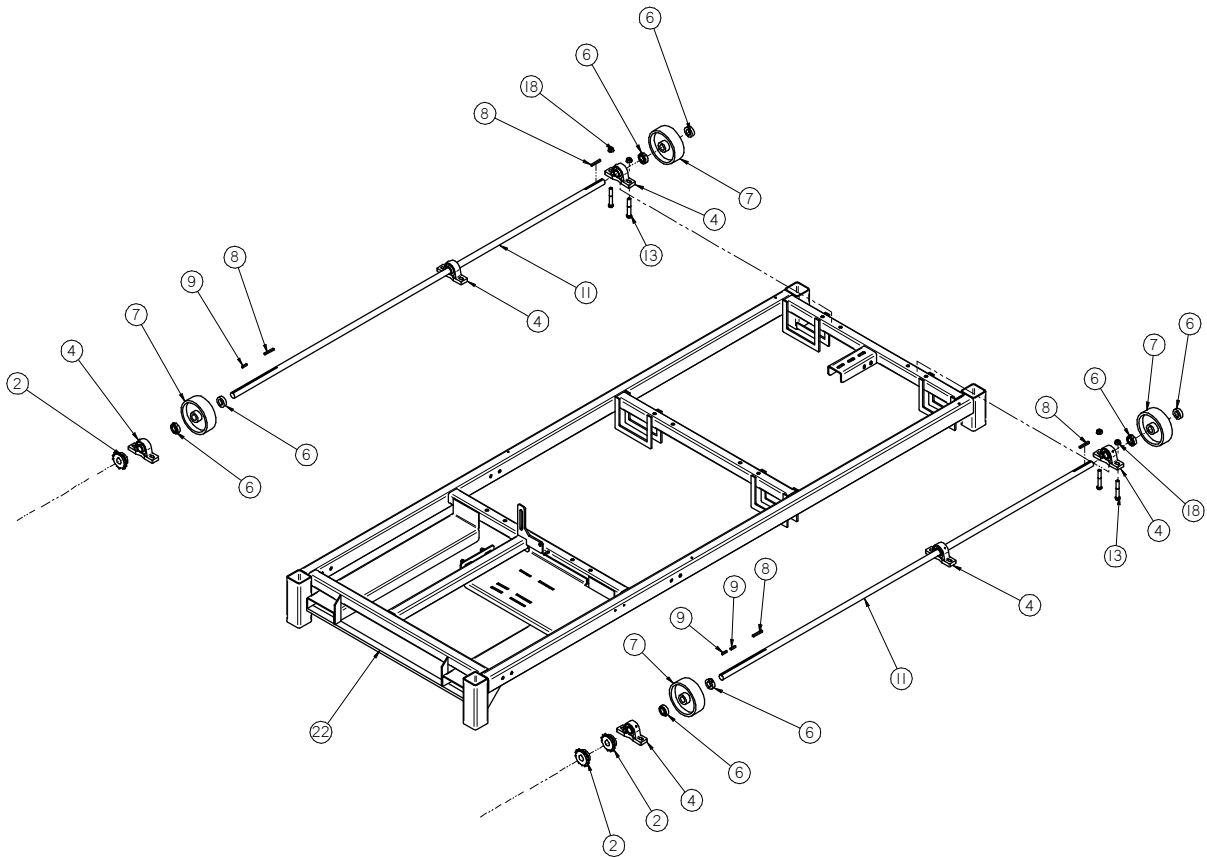
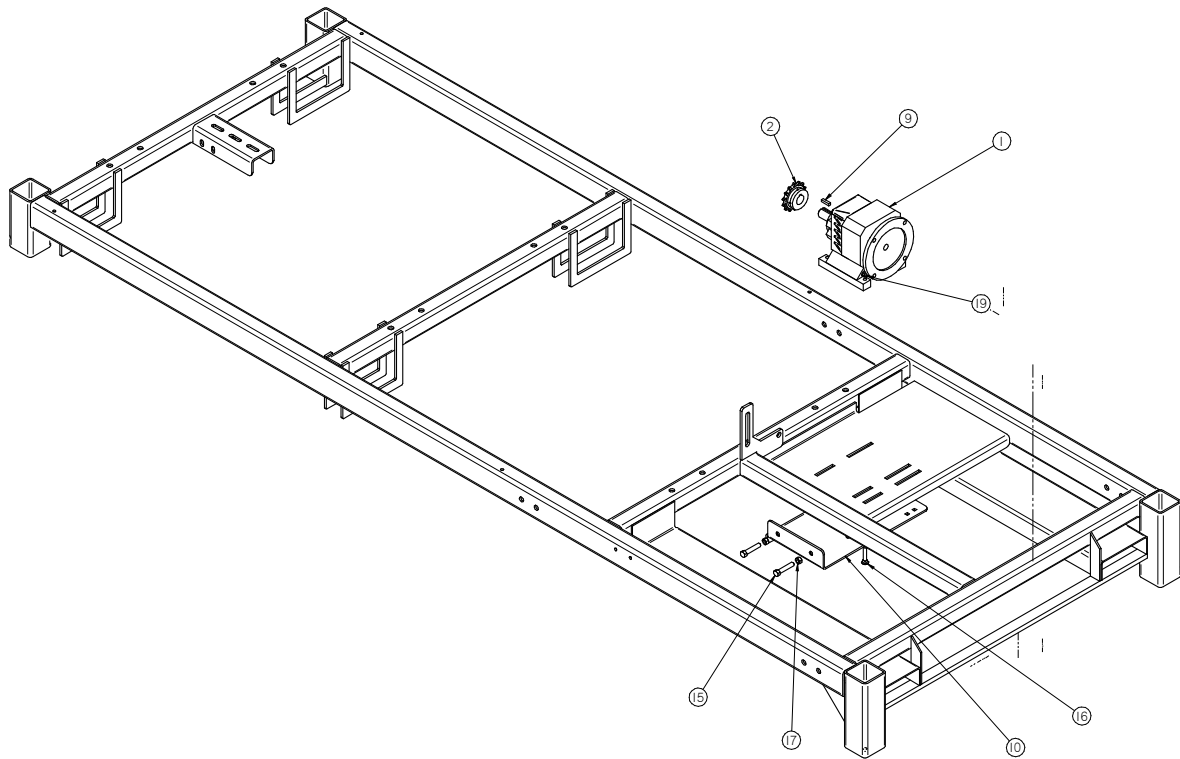
LPX SEED TREATER

ASSEMBLY BASE FRAME LPX 6 FT (18-01-0011 REV A0)

PART #		18-01-0011 REV A A0		
Item #	Part #	Description	Qty	See Page
1	01-01-0101	GBOX IL 56C 16.2:1 GR B1 FOOT MOUNT	1	
2	01-02-0093	SPKT 14T 50P 1.00 ID	4	
3	01-02-0095	SPKT 17T 50P .500 ID IDLER	2	
4	01-03-0036	BRG PLW SEALED 1.00ID ECLO	6	
5	01-04-0005	CHAIN CTNG LINK 50P	2	
6	01-05-0008	SHAFT CLR 1.00ID SPLT	8	
7	01-06-0002	WHL DRV 6 X 2 X 1.00ID .250KWY*	4	
8	01-10-0003	KEY .250 X 2.00 CS	4	
9	01-10-0004	KEY .250 X 1.00 CS	4	
10	05-04-0067	WDMT DRUM DRV ADJ PLT	1	
11	05-11-0003	DRUM DRV SHAFT LP2000	2	
12	06-01-0026	BOLT CRG .500-13 X 1.75 ZP GR5	1	
13	06-01-0027	BOLT .500-13 X 2.00 ZP GR5	1	
14	06-01-0029	BOLT .500-13 X 3.25 ZP GR5	12	
15	06-01-0137	BOLT .375-16 X 2.00 ZP GR5 FTH	2	
16	06-01-0172	BOLT CRG .313-18 X 1.75 ZP GR5	4	
17	06-02-0003	NUT FULL .375-16 ZP GR5	2	
18	06-03-0015	NUT LOCK FLG .500-13 ZP GR5	14	
19	06-03-0019	NUT LOCK FLG .313-18 ZP GR5	4	
20	13-05-0156	CHAIN #50 48.5IN	1	
21	13-05-0157	CHAIN #50 17.5IN	1	
22	18-01-0007	WDMT BASE FR LPX 6 FT	1	

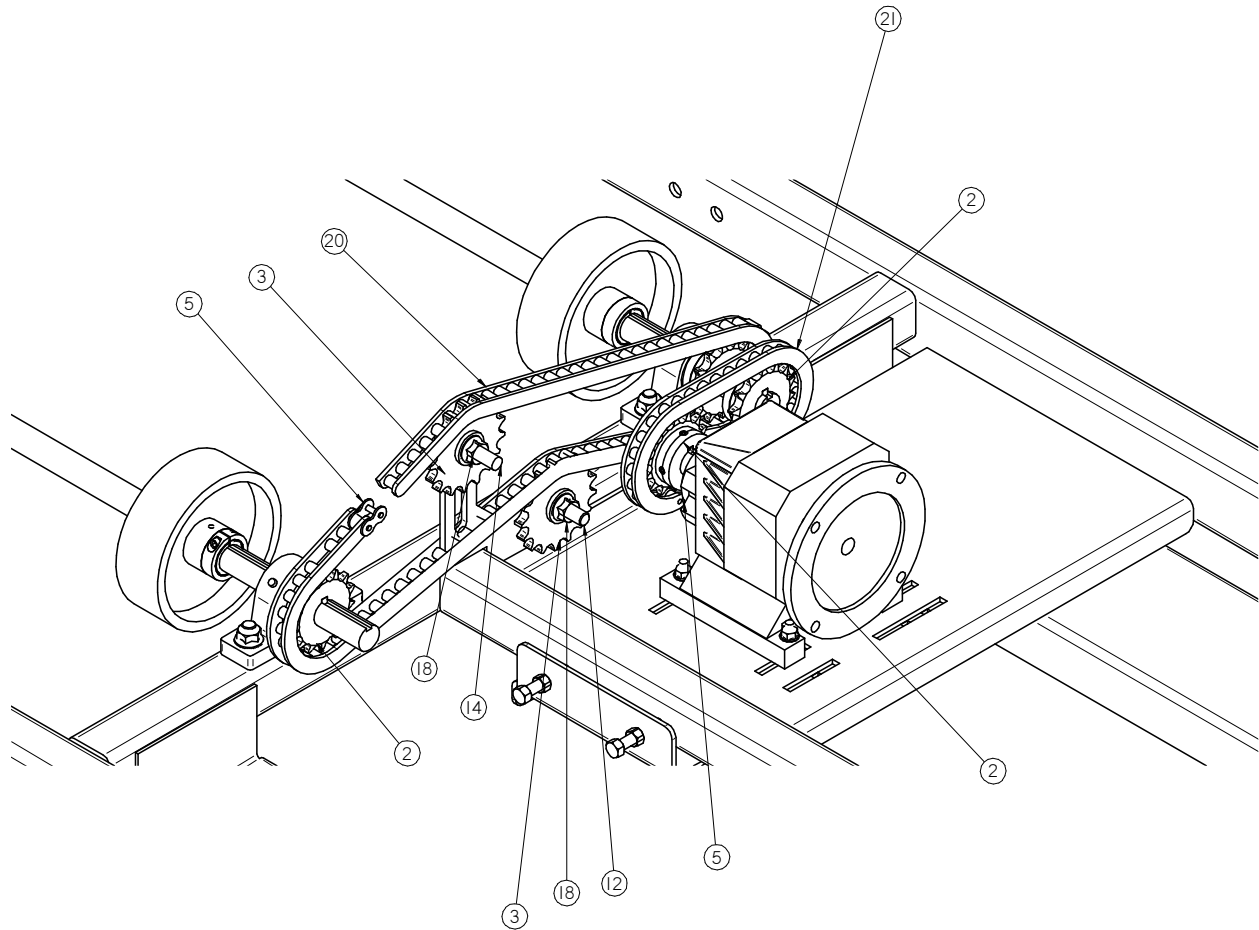
LPX SEED TREATER

ASSEMBLY BASE FRAME LPX 8 FT (18-01-0012 REV A0)



LPX SEED TREATER

ASSEMBLY BASE FRAME LPX 8 FT (18-01-0012 REV A0)

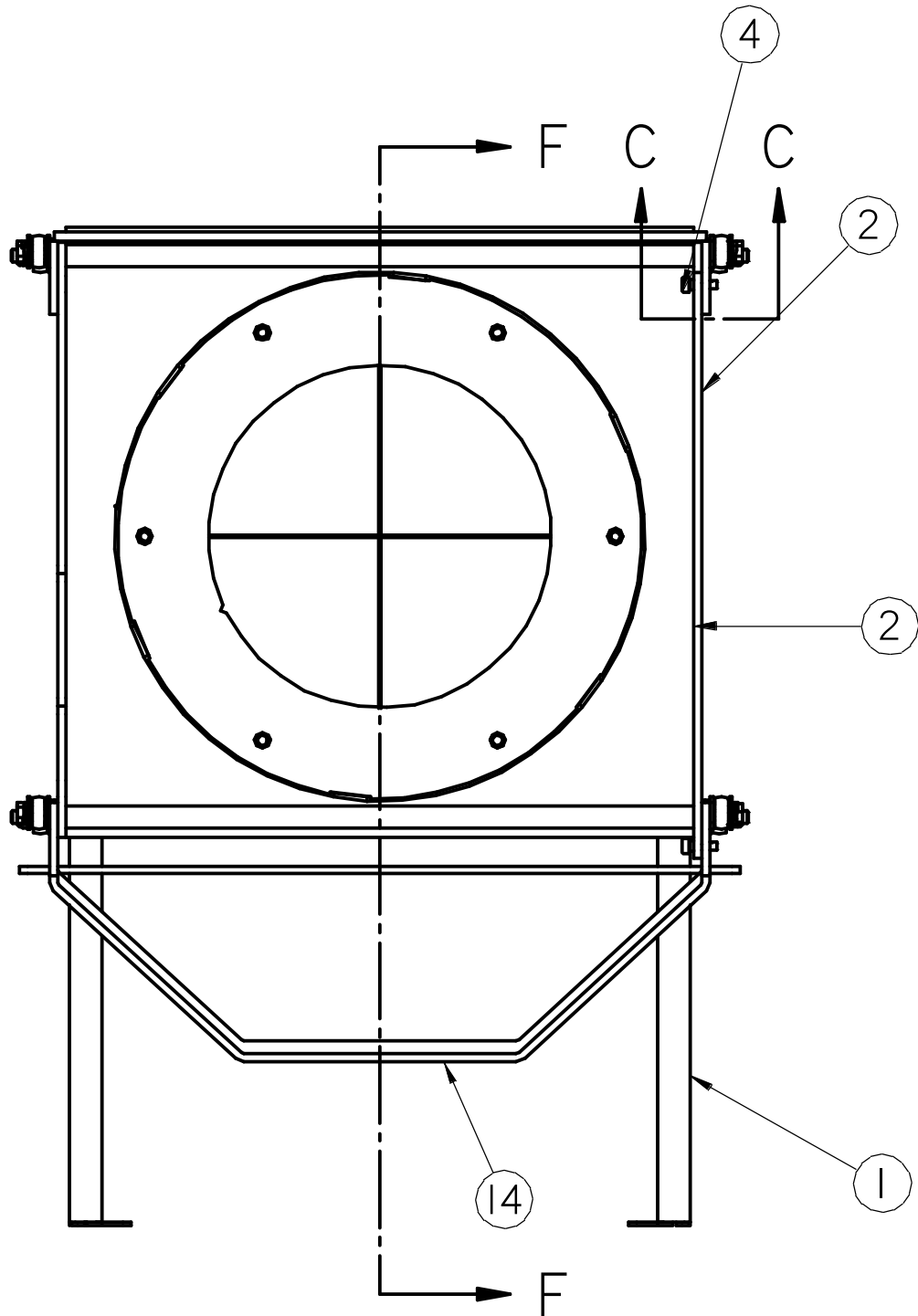


LPX SEED TREATER

ASSEMBLY BASE FRAME LPX 8 FT (18-01-0012 REV A0)

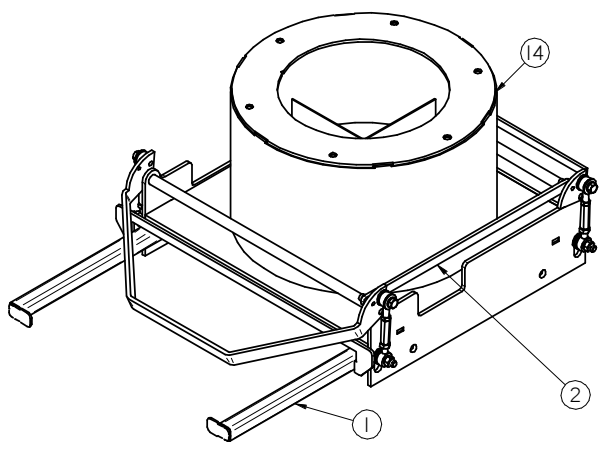
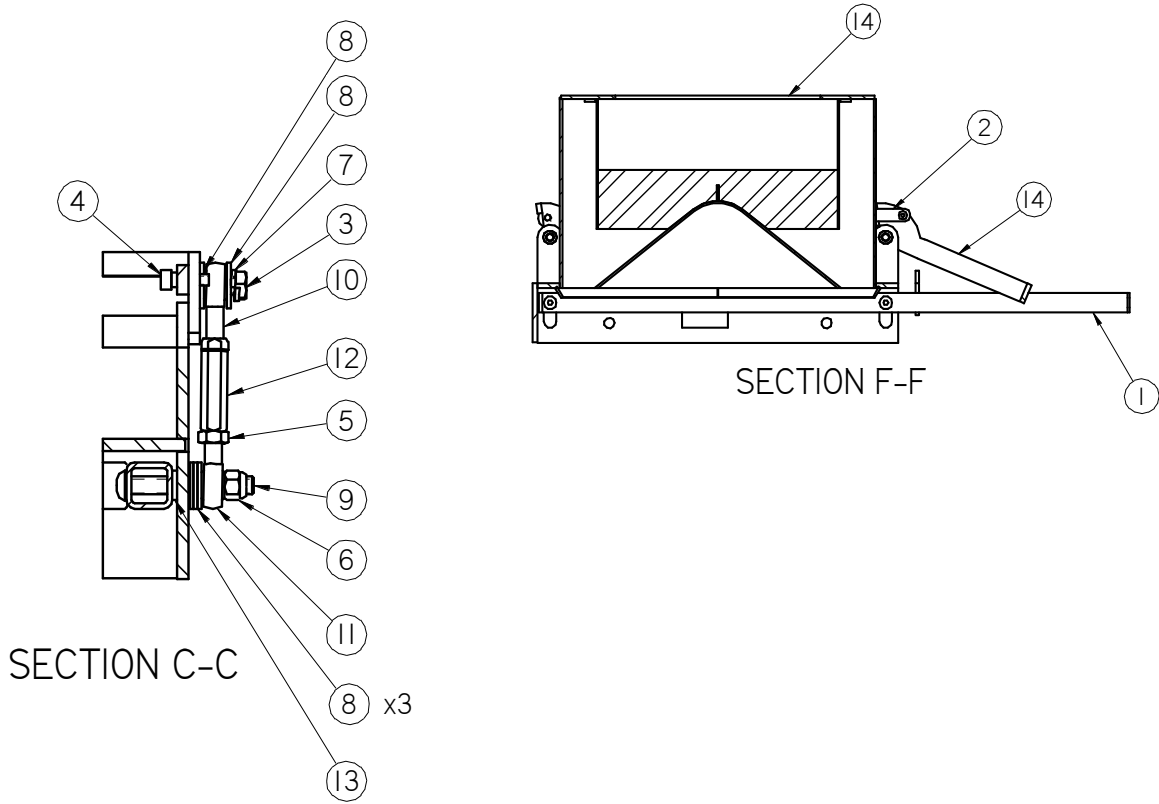
PART #		18-01-0012 REV A0		
Item #	Part #	Description	Qty	See Page
1	01-01-0101	GBOX IL 56C 16.2:1 GR B1 FOOT MOUNT	1	
2	01-02-0093	SPKT 14T 50P 1.00 ID	4	
3	01-02-0095	SPKT 17T 50P .500 ID IDLER	2	
4	01-03-0036	BRG PLW SEALED 1.00ID ECLO	6	
5	01-04-0005	CHAIN CTNG LINK 50P	2	
6	01-05-0008	SHAFT CLR 1.00ID SPLT	8	
7	01-06-0002	WHL DRV 6 X 2 X 1.00ID .250KWY*	4	
8	01-10-0003	KEY .250 X 2.00 CS	4	
9	01-10-0004	KEY .250 X 1.00 CS	4	
10	05-04-0067	WDMT DRUM DRV ADJ PLT	1	
11	05-11-0348	DRUM DRV SHAFT LPX 8 FT	2	
12	06-01-0026	BOLT CRG .500-13 X 1.75 ZP GR5	1	
13	06-01-0027	BOLT .500-13 X 2.00 ZP GR5	1	
14	06-01-0029	BOLT .500-13 X 3.25 ZP GR5	12	
15	06-01-0137	BOLT .375-16 X 2.00 ZP GR5 FTH	2	
16	06-01-0172	BOLT CRG .313-18 X 1.75 ZP GR5	4	
17	06-02-0003	NUT FULL .375-16 ZP GR5	2	
18	06-03-0015	NUT LOCK FLG .500-13 ZP GR5	14	
19	06-03-0019	NUT LOCK FLG .313-18 ZP GR5	4	
20	13-05-0156	CHAIN #50 48.5IN	1	
21	13-05-0157	CHAIN #50 17.5IN	1	
22	18-01-0008	WDMT BASE FR LPX 8 FT	1	

LPX SEED TREATER
ASSEMBLY FLOW CHAMBER (18-01-0350 REV A1)



LPX SEED TREATER

ASSEMBLY FLOW CHAMBER (18-01-0350 REV A1)



LPX SEED TREATER

ASSEMBLY FLOW CHAMBER (18-01-0350 REV A1)

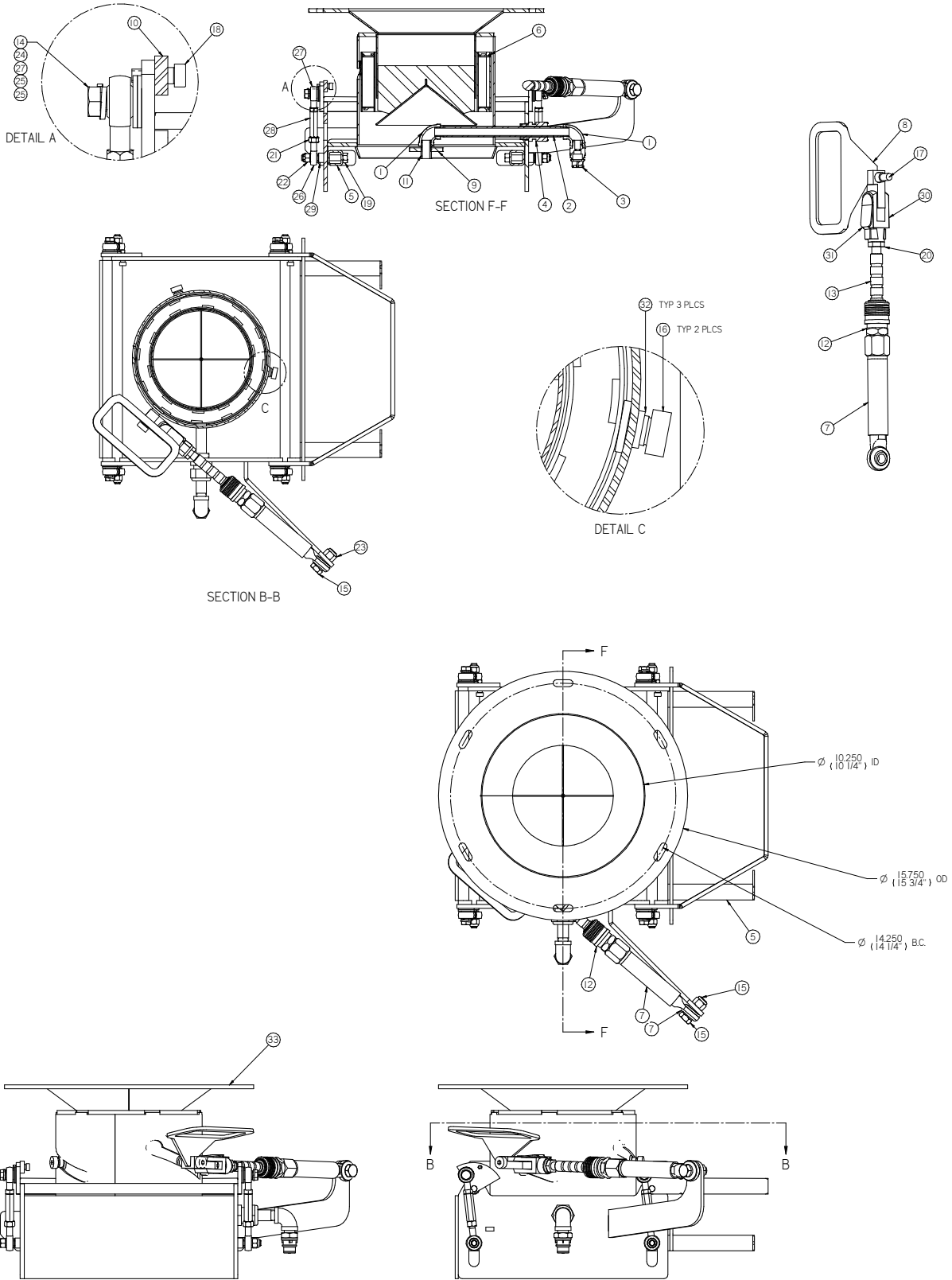
PART #

18-01-0350 REV A1

Item #	Part #	Description	Qty	See Page
1	05-03-0336	WDMT MAIN CHMBR SUPP BRKT LX2000 SS	1	
2	05-10-2062	BAR ECNTRC CTNG LX2000 CS	1	
3	06-01-0016	BOLT .375-16 X 1.00 ZP GR5	4	
4	06-01-0081	BOLT SHLD .313SHX.250-20X.375 GR5	2	
5	06-02-0035	NUT JAM .375-24 ZP GR5	4	
6	06-03-0003	NUT NYL LOCK .375-16 ZP GR5	4	
7	06-04-0003	WSHR LOCK SPLT .375 ZP	4	
8	06-05-0004	WSHR FLAT .375 ZP	20	
9	06-06-0087	SCRW BTN SCKT HD .375-16X2.75 ZP	4	
10	06-12-0002	REND .375-24 BALL LH	4	
11	06-12-0003	REND .375-24 BALL RH	4	
12	06-12-0006	ROD CTNG .375-24 X 2.00 LH RH FM	4	
13	06-12-0007	BUSH DRILL.375ID X .625OD X .375	4	
14	18-01-0351	WDMT FLOW CHMBR LPX2000 CS	1	

LPX SEED TREATER

ASSEMBLY ADJUSTABLE CHAMBER LPX300 (18-01-0356 REV A0)



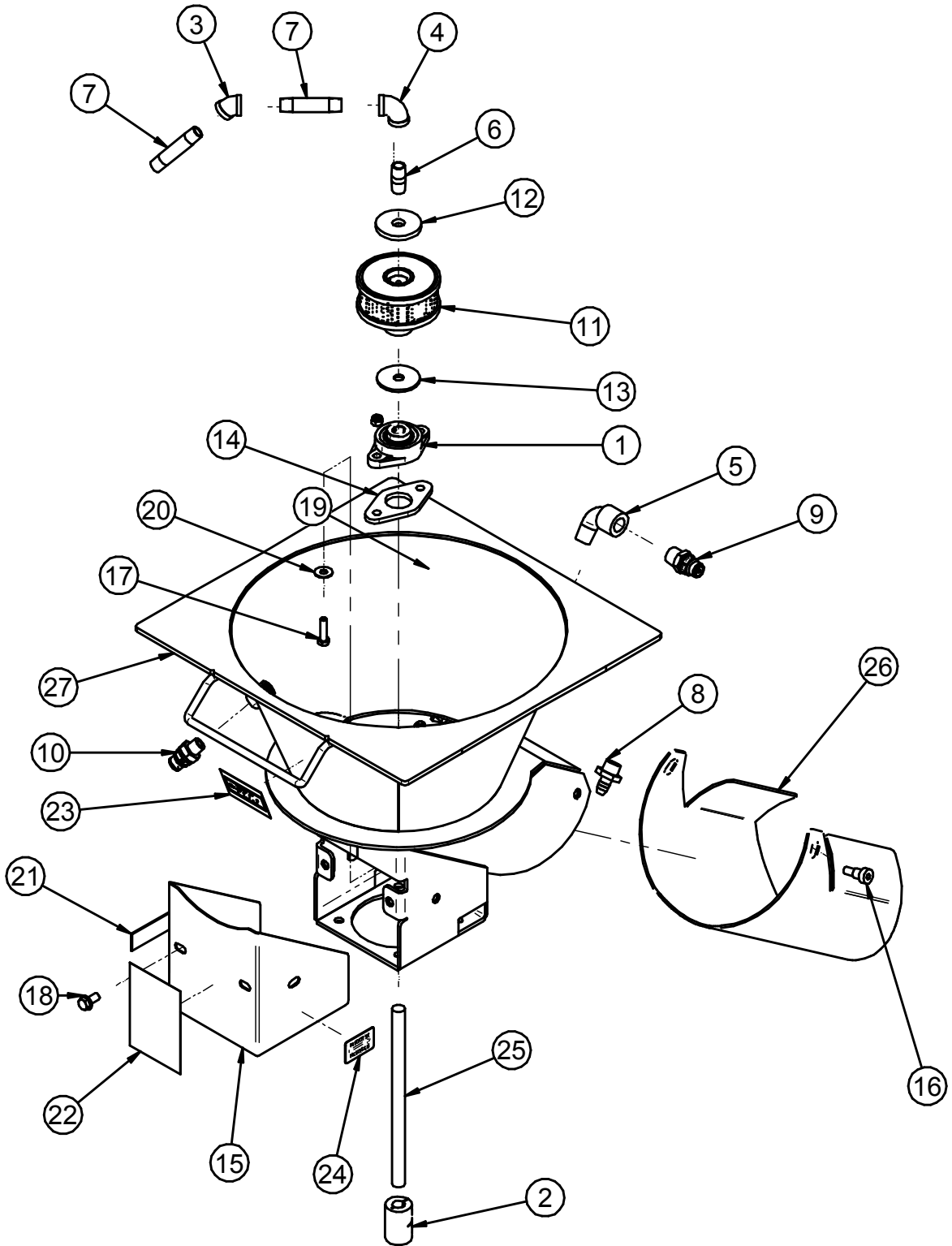
LPX SEED TREATER

ASSEMBLY ADJUSTABLE CHAMBER LPX300 (18-01-0356 REV A0)

PART #		18-01-0356 REV A0		
Item #	Part #	Description	Qty	See Page
1	02-06-0008	FTTG 90 DEG .375NPT FM SS	2	
2	02-07-0056	FTTG NIP .375 NPT X 9.00 304SS	1	
3	02-15-0037	FTTG CPLG .375 NPT QCK DISC INSERT	1	
4	03-08-0035	CONN CG BL NYL .750NPT .675-.750 RA	1	
5	05-03-0305	WDMT ATMZR SUPP BRKT LP300 SS	1	
6	05-03-1224	WDMT FLOW STOP GATE LPX300 CS	1	
7	05-04-0012	WDMT FLOW SLV ROD END TUBE	1	
8	05-04-0037	WDMT ADJ CHMBR PULL	1	
9	05-10-0360	DISC STD ATMZR HEAD CVR	1	
10	05-10-1938	BRKT ECCENTRIC CONN LP300	1	
11	05-10-4299	ATMZR TUBE LPX300	1	
12	05-11-0029	CPLG QCK CONN MACH	1	
13	05-11-0034	ROD FLOW STOP ADJ	1	
14	06-01-0016	BOLT .375-16 X 1.00 ZP GR5	4	
15	06-01-0025	BOLT .500-13 X 1.50 ZP GR5	1	
16	06-01-0056	BOLT SHLD .500SHX.375-16X.500 GR5	2	
17	06-01-0057	BOLT SHLD .500SHX.375-16X1.50 GR5	1	
18	06-01-0081	BOLT SHLD .313SHX.250-20X.375 GR5	2	
19	06-01-0116	BOLT .375-16 X 2.75 ZP GR5	4	
20	06-02-0015	NUT JAM .500-20 ZP GR5	1	
21	06-02-0027	NUT FULL .375-24 ZP GR5	4	
22	06-03-0003	NUT NYL LOCK .375-16 ZP GR5	4	
23	06-03-0004	NUT NYL LOCK .500-13 ZP GR5	1	
24	06-04-0003	WSHR LOCK SPLT .375 ZP	4	
25	06-05-0004	WSHR FLAT .375 ZP	8	
26	06-12-0002	REND .375-24 BALL LH	4	
27	06-12-0003	REND .375-24 BALL RH	4	
28	06-12-0006	ROD CTNG .375-24 X 2.00 LH RH FM	4	
29	06-12-0007	BUSH DRILL.375ID X .625OD X .375	4	
30	06-12-0008	CLVS .500-20 X .500	1	
31	06-12-0009	PIN CLIP SPRING .500	1	
32	06-12-0012	BUSH FLG BRZ .500ID X .625OD X .375	3	
33	18-01-0177	WDMT ADJ CHMBR LPX300 CS	1	

LPX SEED TREATER

ASSEMBLY ATOMIZER LPX2000 STAINLESS STEEL (18-01-0352 REV A4)



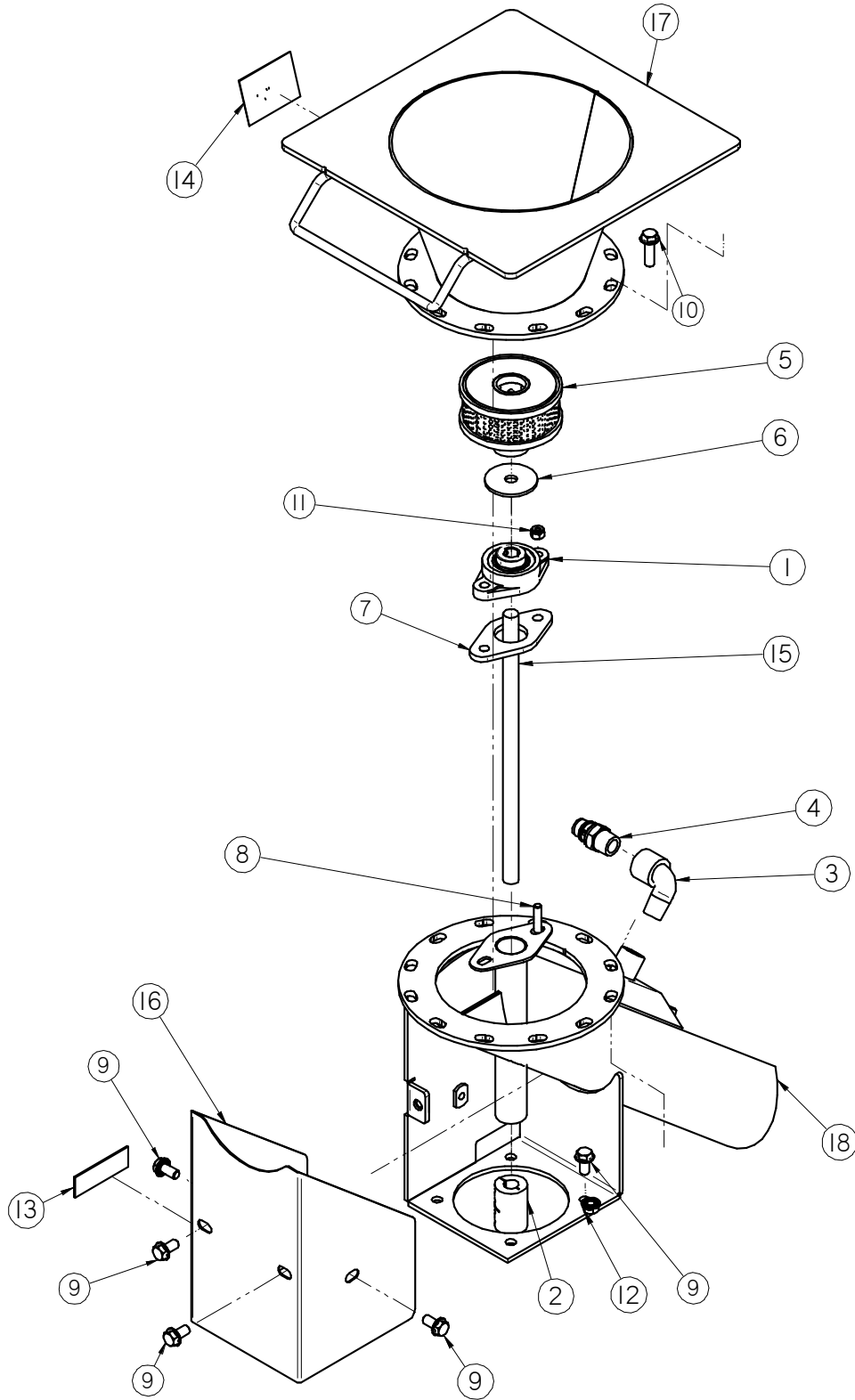
LPX SEED TREATER

ASSEMBLY ATOMIZER LPX2000 STAINLESS STEEL (18-01-0352 REV A4)

PART #		18-01-0352 REV A4		
Item #	Part #	Description	Qty	See Page
1	01-03-0002	BRG FLG MNT .625ID 3.875 BASE	1	
2	01-07-0027	CPLG CLPN .625 X .625 SPLT CS	1	
3	02-06-0007	FTTG 45 DEG .375NPT SS	1	
4	02-06-0008	FTTG 90 DEG .375NPT FM SS	1	
5	02-06-0017	FTTG 90 DEG STRT .500NPT PPE BLK	1	
6	02-07-0002	FTTG NIP .375 NPT X 1.50 TBE SS	1	
7	02-07-0020	FTTG NIP .375 NPT X 3.00 TBE SS	2	
8	02-08-0007	FTTG STGHT .500HB X .500NPT ML NYL	1	
9	02-15-0014	FTTG CPLG .500 NPT QCK DISC INSERT	1	
10	02-15-0037	FTTG CPLG .375 NPT QCK DISC INSERT	1	
11	04-02-0004	ASSY ATMZR HEAD COT	1	71
12	05-10-0360	DISC STD ATMZR HEAD CVR	1	
13	05-10-0805	DISC ATMZR MTR	1	
14	05-10-2462	SEAL RBBR .625 FLG BRG	1	
15	05-10-4029	GRD ATMZR MTR LPX SS	1	
16	06-01-0056	BOLT SHLD .500SHX.375-16X.500 GR5	2	
17	06-01-0102	BOLT .313-18 X 1.25 ZP GR5	2	
18	06-01-0124	BOLT FLG .375-16 X .750 ZP GR5	8	
19	06-03-0002	NUT NYL LOCK .313-18 ZP GR5	2	
20	06-05-0003	WSHR FLAT .313 ZP	2	
21	09-01-0107	LBL ATWK PATENT DECAL ROT ATOM	1	
22	09-02-0002	ATWK LBL DANGER GRD	1	
23	09-02-0004	ATWK LBL GRS 40HRS	1	
24	09-02-0013	ATWK LBL ROTATION ARROW	1	
25	101FAF	SHAFT DRV ATMZR LPX2000	1	
26	103D73	LPV2000 ATMZR EXT CHUTE FOR BRUSH	1	
27	18-01-0066	WDMT ATMZR LPX2000 SS	1	

LPX SEED TREATER

ASSEMBLY ATOMIZER LPX300 STAINLESS (18-01-0202 REV A2)



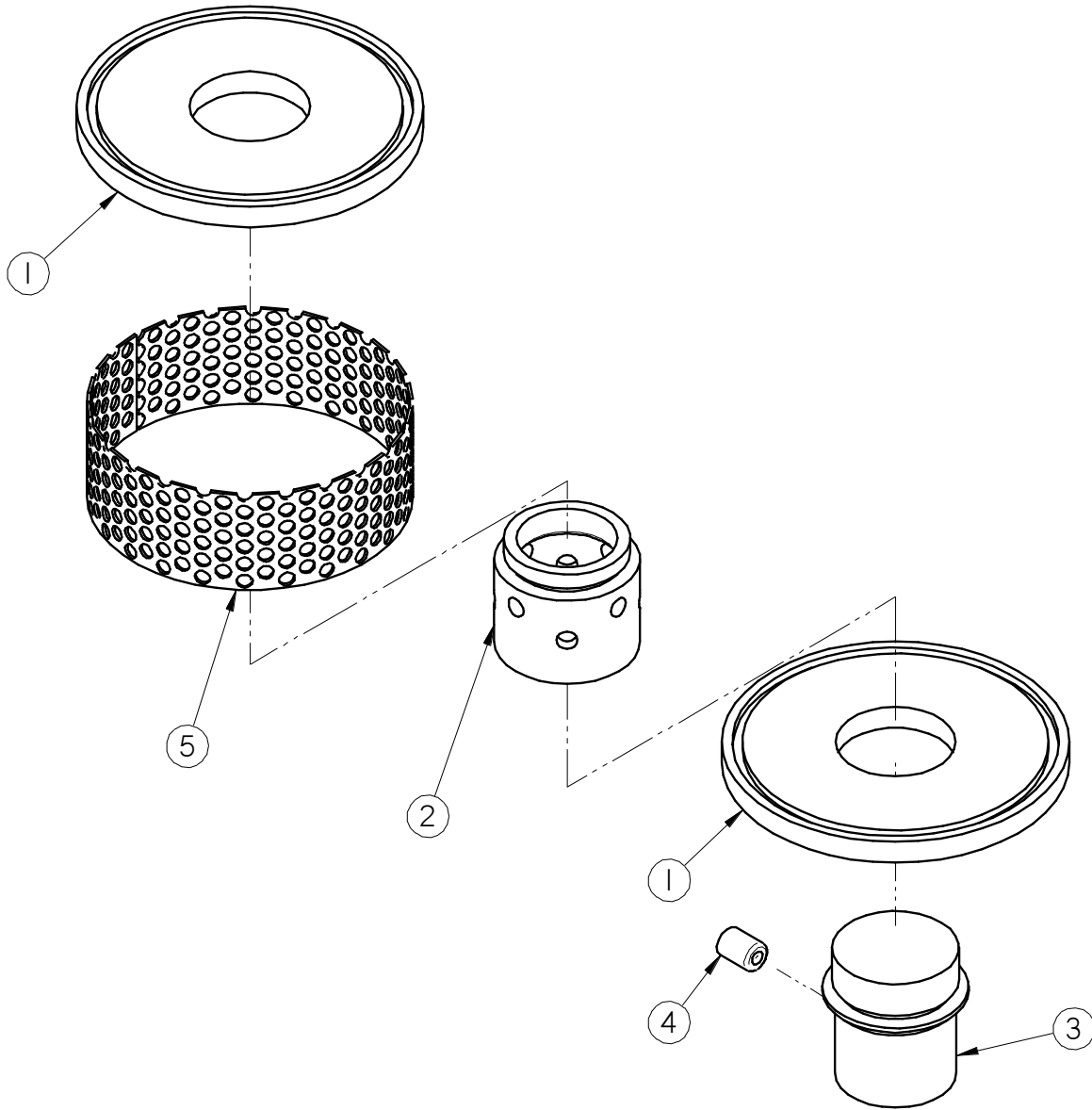
LPX SEED TREATER

ASSEMBLY ATOMIZER LPX300 STAINLESS (18-01-0202 REV A2)

PART #		18-01-0202 REV A2		
Item #	Part #	Description	Qty	See Page
1	01-03-0002	BRG FLG MNT .625ID 3.875 BASE	1	
2	01-07-0027	CPLG CLPN .625 X .625 SPLT CS	1	
3	02-06-0017	FTTG 90 DEG STRT .500NPT PPE BLK	1	
4	02-15-0014	FTTG CPLG .500 NPT QCK DISC INSERT	1	
5	04-02-0004	ASSY ATMZR HEAD COT	1	71
6	05-10-0805	DISC ATMZR MTR	1	
7	05-10-2462	SEAL RBBR .625 FLG BRG	1	
8	06-01-0102	BOLT .313-18 X 1.25 ZP GR5	2	
9	06-01-0124	BOLT FLG .375-16 X .750 ZP GR5	14	
10	06-01-0189	BOLT FLG .375-16 X 1.250 ZP GR5	6	
11	06-03-0002	NUT NYL LOCK .313-18 ZP GR5	2	
12	06-03-0014	NUT LOCK FLG .375-16 ZP GR5	6	
13	09-01-0107	LBL ATWK PATENT DECAL ROT ATOM	1	
14	09-02-0002	ATWK LBL DANGER GRD	1	
15	1008F2	SHAFT DRV ATMZR LPX300	1	
16	1027B9	PLT CVR ATMZR DRV LPX300	1	
17	18-01-0203	WDMT ATMZR CONE LPX300 SS	1	
18	18-01-0204	WDMT ATMZR CHUTE LPX300 SS	1	

LPX SEED TREATER

ASSEMBLY ATOMIZER HEAD COTTON (04-02-0004 REV A0)



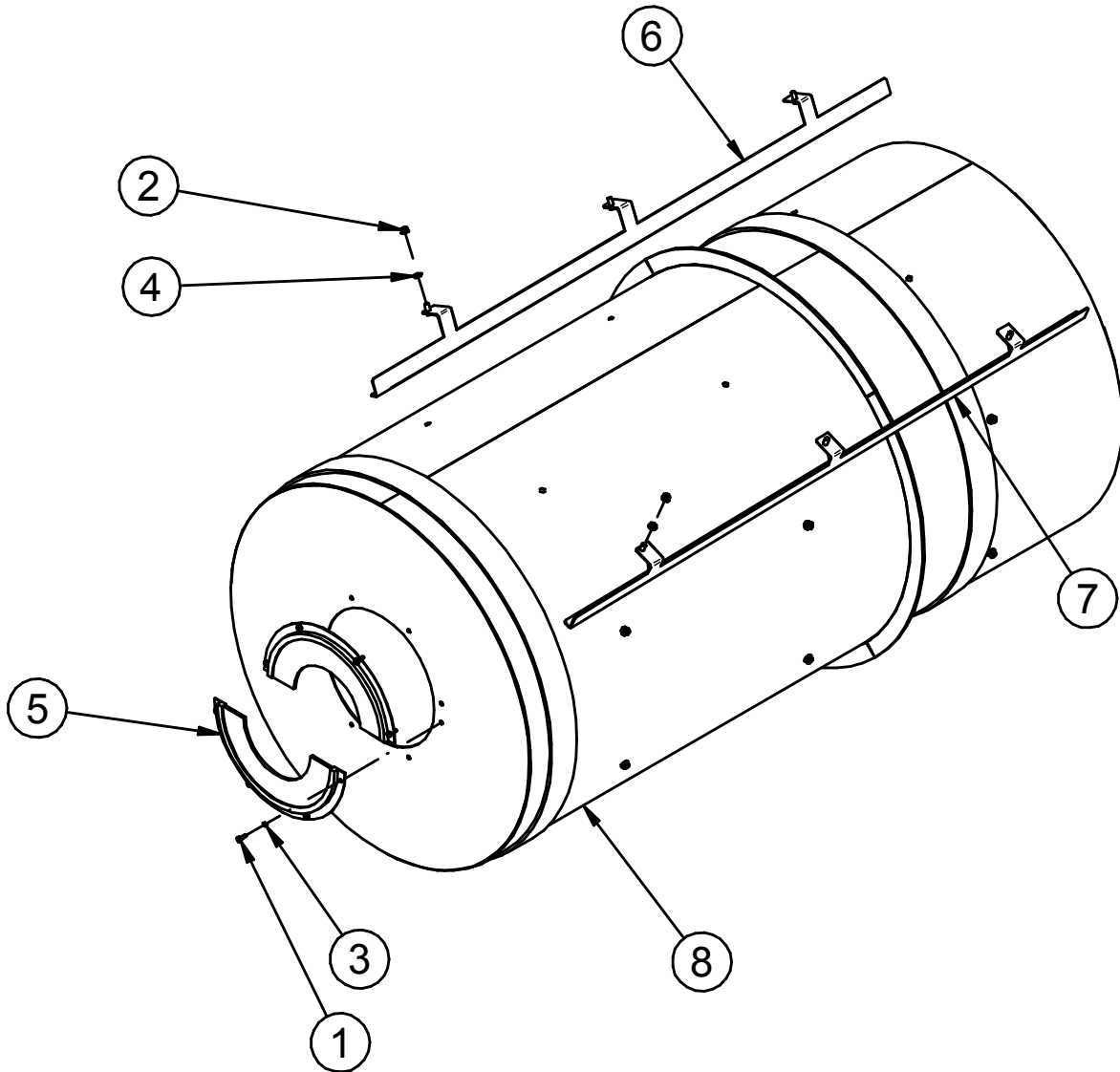
PART #

04-02-0004 REV A0

Item #	Part #	Description	Qty	See Page
1	05-11-0014	PLT ATMZR CAP	2	
2	05-11-0015	SLV ATMZR SPCR	1	
3	05-11-0016	SPUD BTM DRV	1	
4	06-06-0003	SCRW SCKT .375-16 X .500 SS 18-8	1	
5	13-05-0032	SCRN ATMZR COT 1.375 X 12.25	1	

LPX SEED TREATER

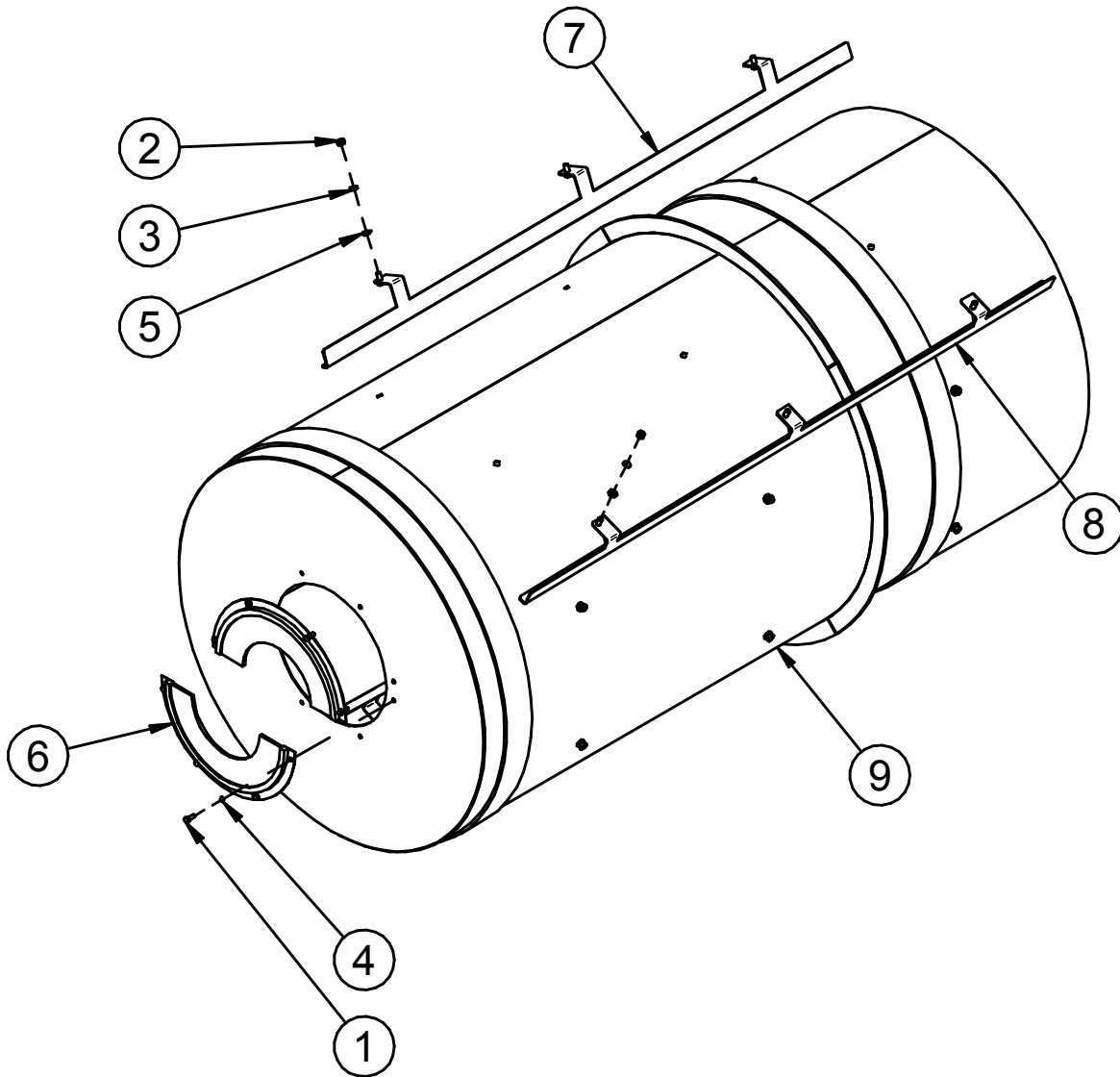
ASSEMBLY DRUM LPX2000 6 FT CARBON STEEL (18-01-0044 REV C1)



PART #		18-01-0044 REV C1		
Item #	Part #	Description	Qty	See Page
1	06-01-0006	BOLT .250-20 X .750 ZP GR5	8	
2	06-03-0014	NUT LOCK FLG .375-16 ZP GR5	24	
3	06-04-0001	WSHR LOCK SPLT .250 ZP	8	
4	06-04-0013	WSHR SS BONDED SEALING .375 ID	24	
5	06-10-0018	SEAL BRSH 180 DEG 7.81 OR X 4.00 IR	2	
6	18-01-0026	WDMT DRUM PDL TALL 6FT CS	4	
7	18-01-0034	WDMT DRUM PDL SHORT 6FT CS	4	
8	18-01-0512	WDMT DRUM LPX2000 6FT CS WR	1	

LPX SEED TREATER

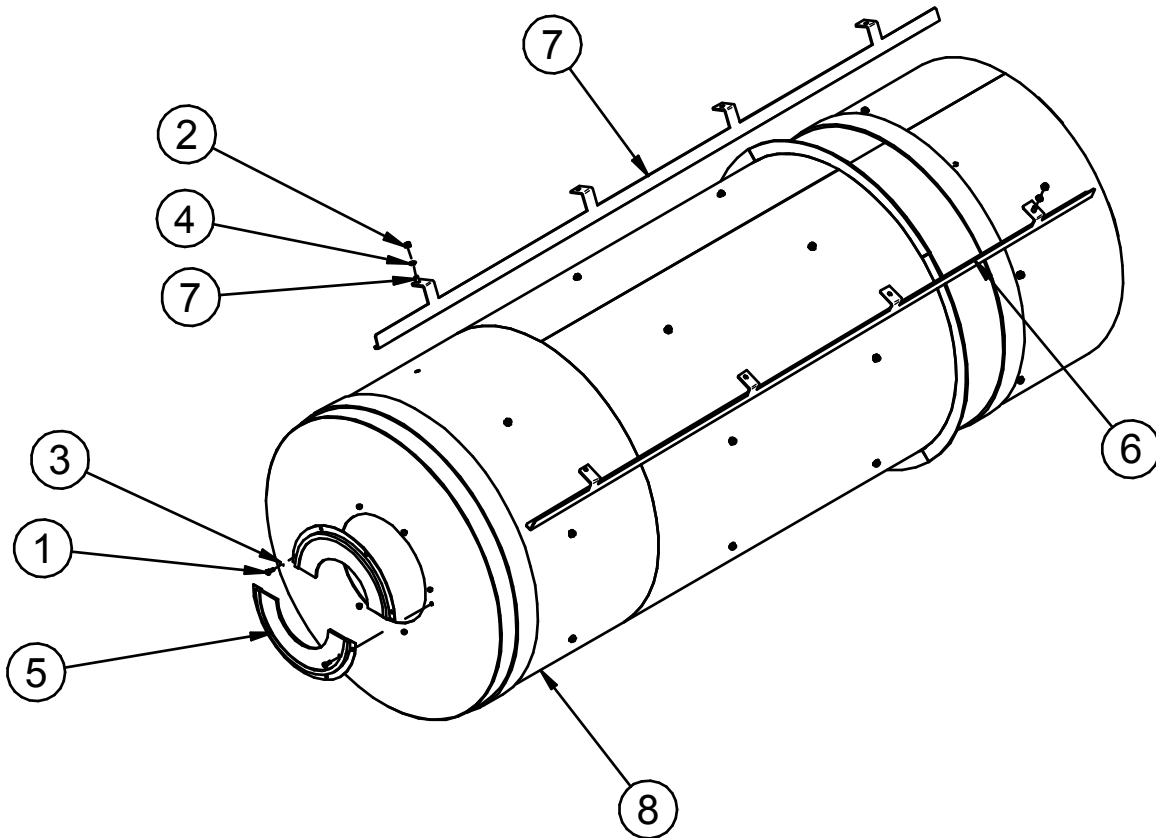
ASSEMBLY DRUM LPX2000 6 FT STAINLESS (18-01-0045 REV C2)



PART #		18-01-0045 REV C2		
Item #	Part #	Description	Qty	See Page
1	06-01-0003	BOLT .250-20 X .750 SS 18-8	8	
2	06-02-0010	NUT FULL .375-16 SS 18-8	24	
3	06-04-0008	WSHR LOCK SPLT .375 SS 18-8	24	
4	06-04-0009	WSHR LOCK SPLT .250 SS 18-8	8	
5	06-04-0013	WSHR SS BONDED SEALING .375 ID	24	
6	06-10-0018	SEAL BRSH 180 DEG 7.81 OR X 4.00 IR	2	
7	18-01-0027	WDMT DRUM PDL TALL 6FT SS	4	
8	18-01-0035	WDMT DRUM PDL SHORT 6FT SS	4	
9	18-01-0514	WDMT DRUM LPX2000 6FT SS WR	1	

LPX SEED TREATER

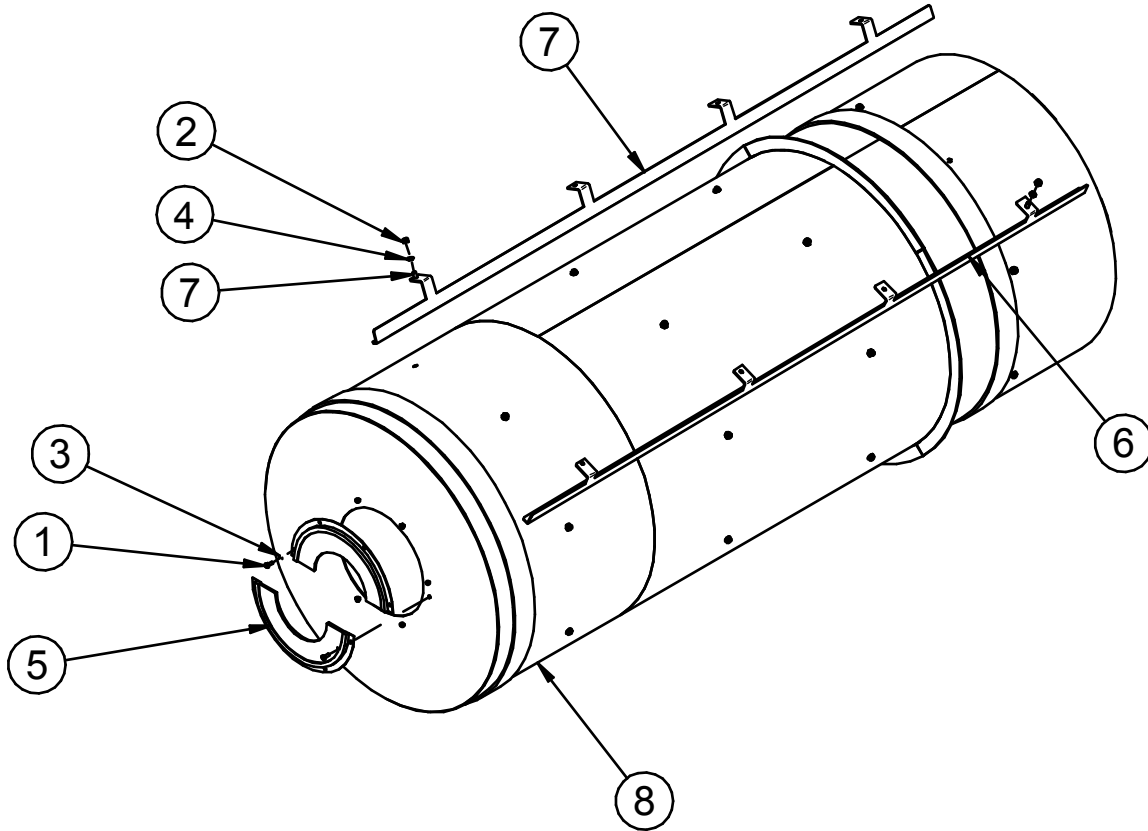
ASSEMBLY DRUM LPX2000 8 FT CARBON STEEL (18-01-0046 REV D1)



PART #		18-01-0046 REV D1		
Item #	Part #	Description	Qty	See Page
1	06-01-0006	BOLT .250-20 X .750 ZP GR5	8	
2	06-03-0014	NUT LOCK FLG .375-16 ZP GR5	32	
3	06-04-0001	WSHR LOCK SPLT .250 ZP	8	
4	06-04-0013	WSHR SS BONDED SEALING .375 ID	32	
5	06-10-0018	SEAL BRSH 180 DEG 7.81 OR X 4.00 IR	2	
6	18-01-0192	WDMT DRUM PDL SHORT 8FT CS	4	
7	18-01-0194	WDMT DRUM PDL TALL 8FT CS	4	
8	18-01-0516	WDMT DRUM LPX2000 8FT CS WR	1	

LPX SEED TREATER

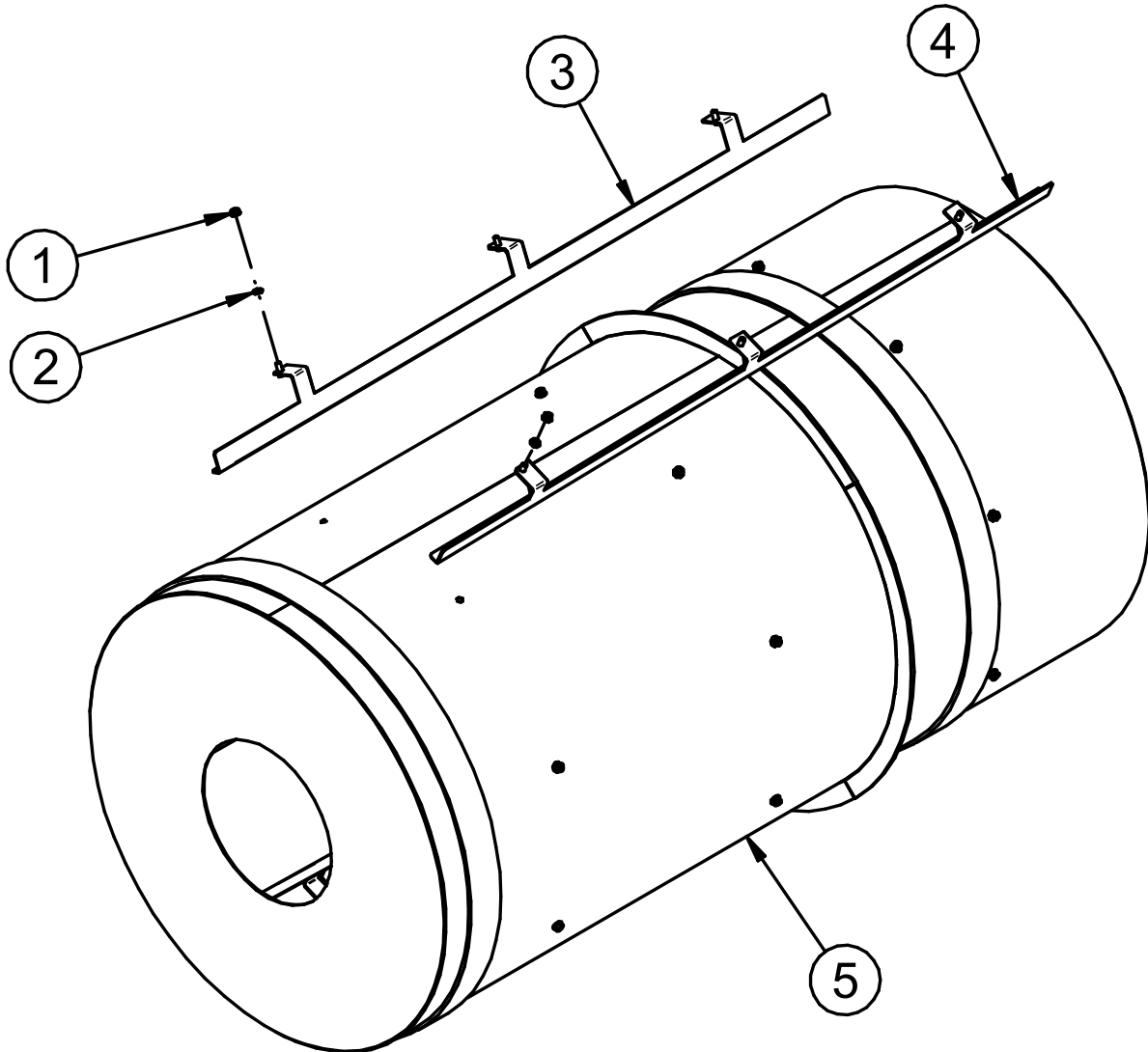
ASSEMBLY DRUM LPX2000 8 FT STAINLESS (18-01-0047 REV D3)



PART #		18-01-0047 REV D3		
Item #	Part #	Description	Qty	See Page
1	06-01-0003	BOLT .250-20 X .750 SS 18-8	8	
2	06-02-0010	NUT FULL .375-16 SS 18-8	32	
3	06-04-0008	WSHR LOCK SPLT .375 SS 18-8	32	
4	06-04-0009	WSHR LOCK SPLT .250 SS 18-8	8	
5	06-04-0013	WSHR SS BONDED SEALING .375 ID	32	
6	06-10-0018	SEAL BRSH 180 DEG 7.81 OR X 4.00 IR	2	
7	18-01-0193	WDMT DRUM PDL SHORT 8FT SS	4	
8	18-01-0195	WDMT DRUM PDL TALL 8FT SS	4	
9	18-01-0518	WDMT DRUM LPX2000 8FT SS WR	1	

LPX SEED TREATER

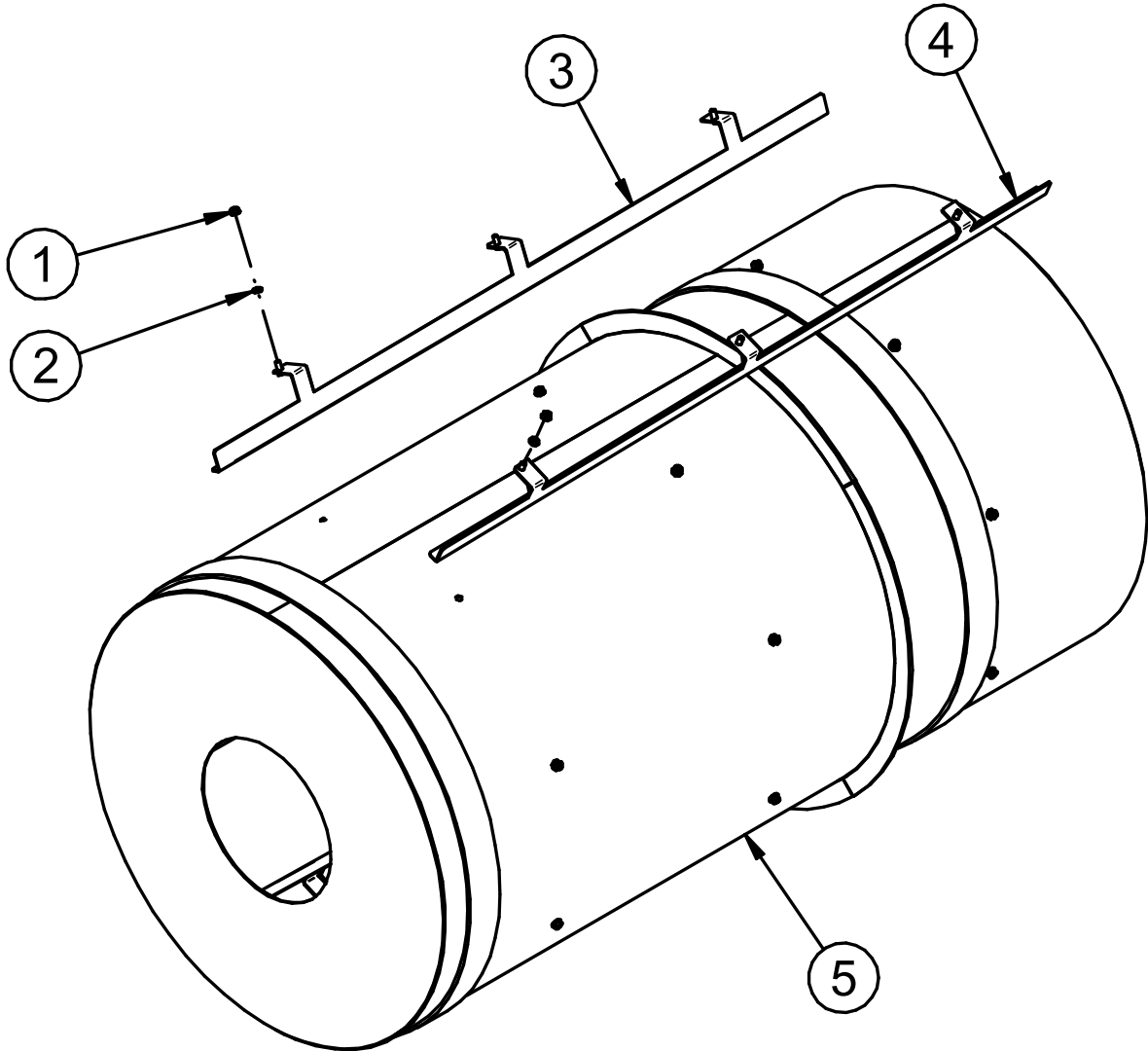
ASSEMBLY DRUM LPX300 6 FT CARBON (18-01-0042 REV B1)



	PART #	18-01-0042 REV B1		
Item #	Part #	Description	Qty	See Page
1	06-03-0014	NUT LOCK FLG .375-16 ZP GR5	24	
2	06-04-0013	WSHR SS BONDED SEALING .375 ID	24	
3	18-01-0026	WDMT DRUM PDL TALL 6FT CS	4	
4	18-01-0034	WDMT DRUM PDL SHORT 6FT CS	4	
5	18-01-0511	WDMT DRUM LPX800 6FT CS WR	1	

LPX SEED TREATER

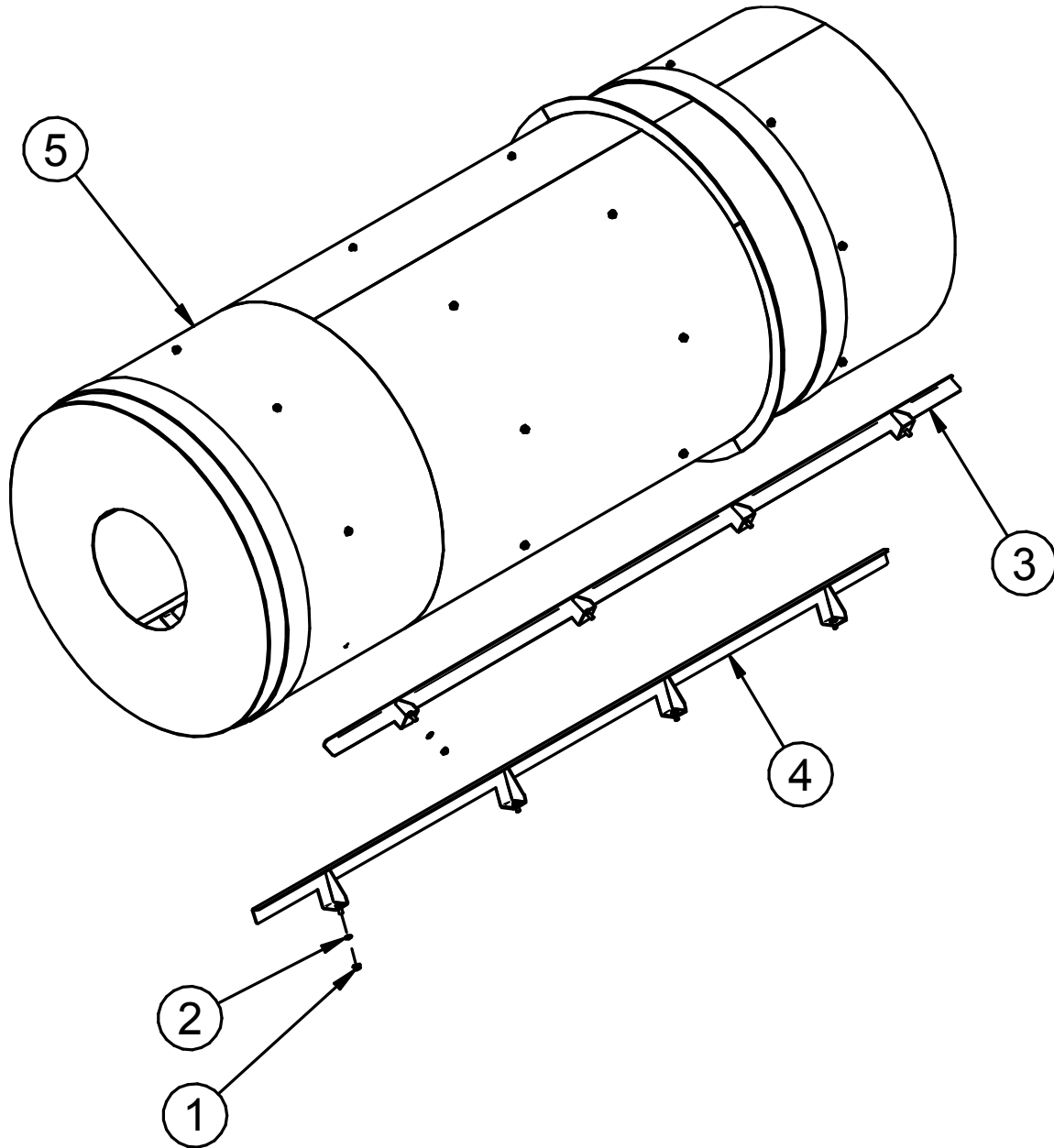
ASSEMBLY DRUM LPX300 6 FT STAINLESS (18-01-0043 REV B2)



PART #		18-01-0043 REV B2		
Item #	Part #	Description	Qty	See Page
1	06-02-0010	NUT FULL .375-16 SS 18-8	24	
2	06-04-0008	WSHR LOCK SPLT .375 SS 18-8	24	
3	06-04-0013	WSHR SS BONDED SEALING .375 ID	24	
4	18-01-0027	WDMT DRUM PDL TALL 6FT SS	4	
5	18-01-0035	WDMT DRUM PDL SHORT 6FT SS	1	
6	18-01-0513	WDMT DRUM LPX800 6FT SS WR	1	

LPX SEED TREATER

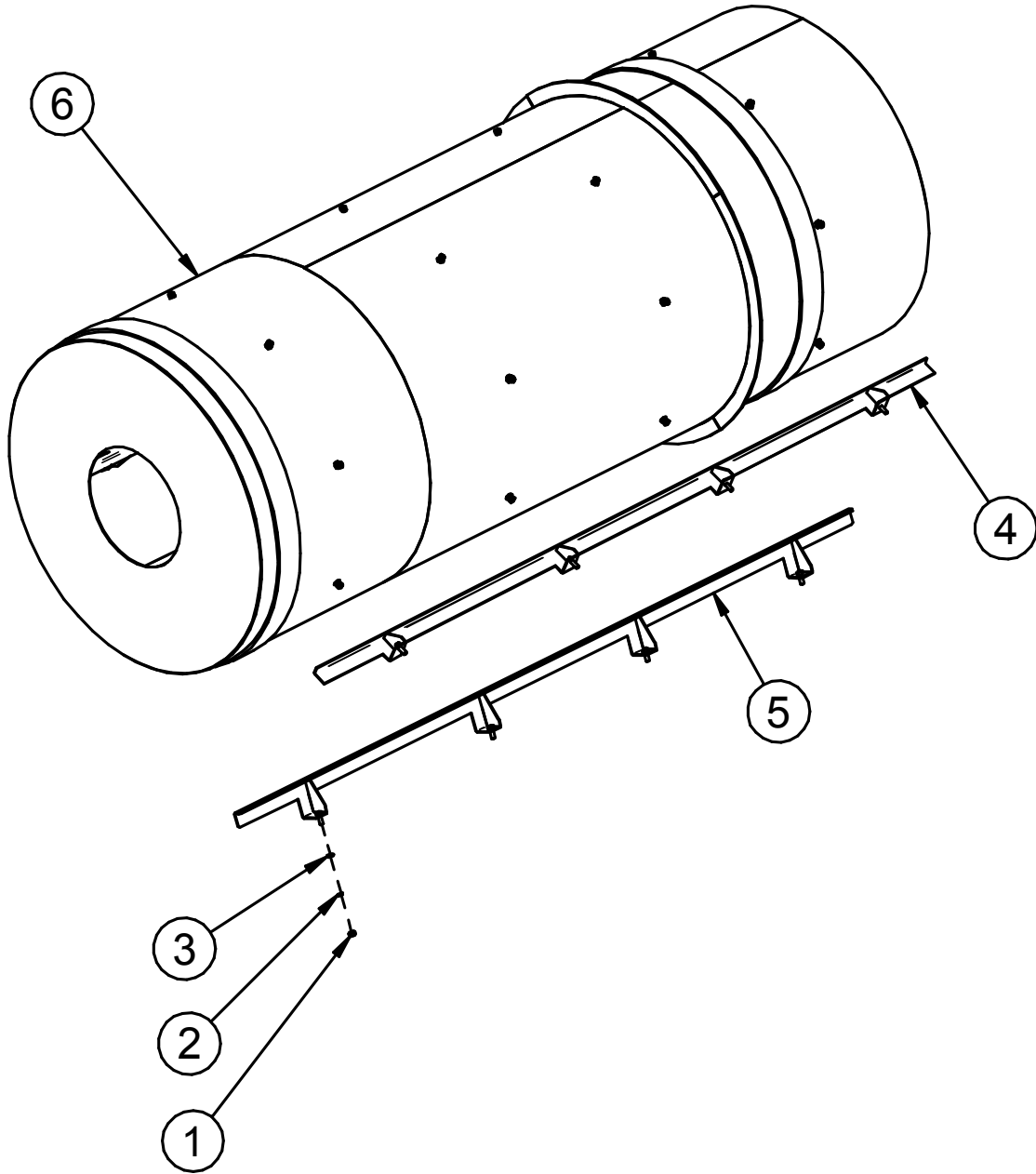
ASSEMBLY DRUM LPX300 8 FT CARBON (18-01-0098 REV C1)



PART #		18-01-0098 REV C1		
Item #	Part #	Description	Qty	See Page
1	06-03-0014	NUT LOCK FLG .375-16 ZP GR5	32	
2	06-04-0013	WSHR SS BONDED SEALING .375 ID	32	
3	18-01-0192	WDMT DRUM PDL SHORT 8FT CS	4	
4	18-01-0194	WDMT DRUM PDL TALL 8FT CS	4	
5	18-01-0515	WDMT DRUM LPX800 8FT CS WR	1	

LPX SEED TREATER

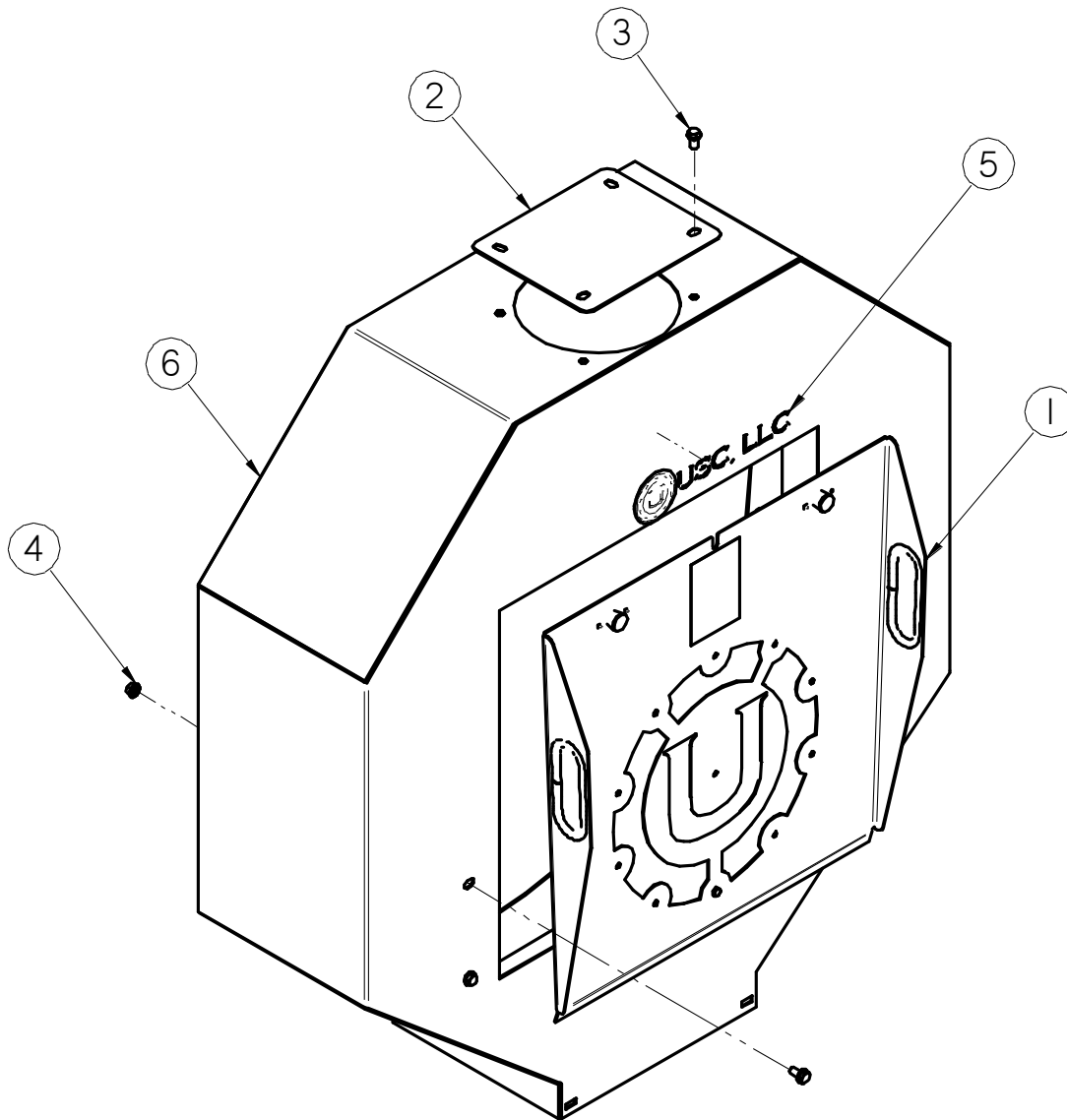
ASSEMBLY DRUM LPX3000 6 FT STAINLESS (18-01-0099 REV C1)



PART #		18-01-0099 REV C1		
Item #	Part #	Description	Qty	See Page
1	06-03-0014	NUT LOCK FLG .375-16 ZP GR5	32	
2	06-04-0013	WSHR SS BONDED SEALING .375 ID	32	
3	18-01-0193	WDMT DRUM PDL SHORT 8FT SS	4	
4	18-01-0195	WDMT DRUM PDL TALL 8FT SS	4	
5	18-01-0517	WDMT DRUM LPX800 8FT SS WR	1	

LPX SEED TREATER

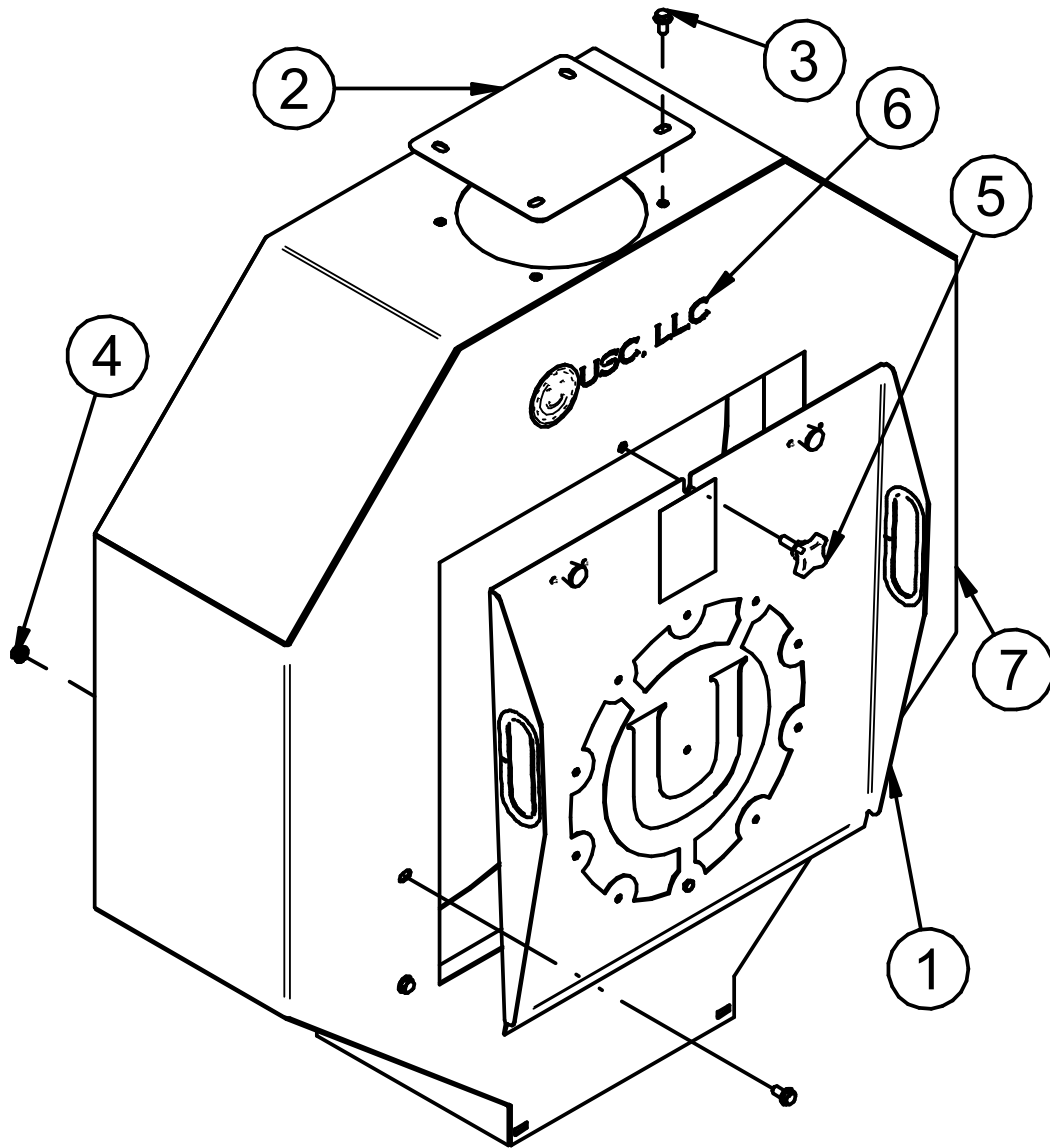
ASSEMBLY END CHUTE LPX CARBON STEEL (18-01-0115 REV C0)



PART #		18-01-0115 REV C0		
Item #	Part #	Description	Qty	See Page
1	05-07-0198	ASSY END CHUTE DOOR GALV	1	82
2	05-10-3800	PLT CVR TRTR DSCHG	1	
3	06-01-0124	BOLT FLG .375-16 X .750 ZP GR5	8	
4	06-03-0014	NUT LOCK FLG .375-16 ZP GR5	4	
5	09-01-0042	ATWK LBL USC 11.50 X 3.00 PRO-CUT	1	
6	18-01-0057	WDMT END CHUTE LPX2000 CS	1	

LPX SEED TREATER

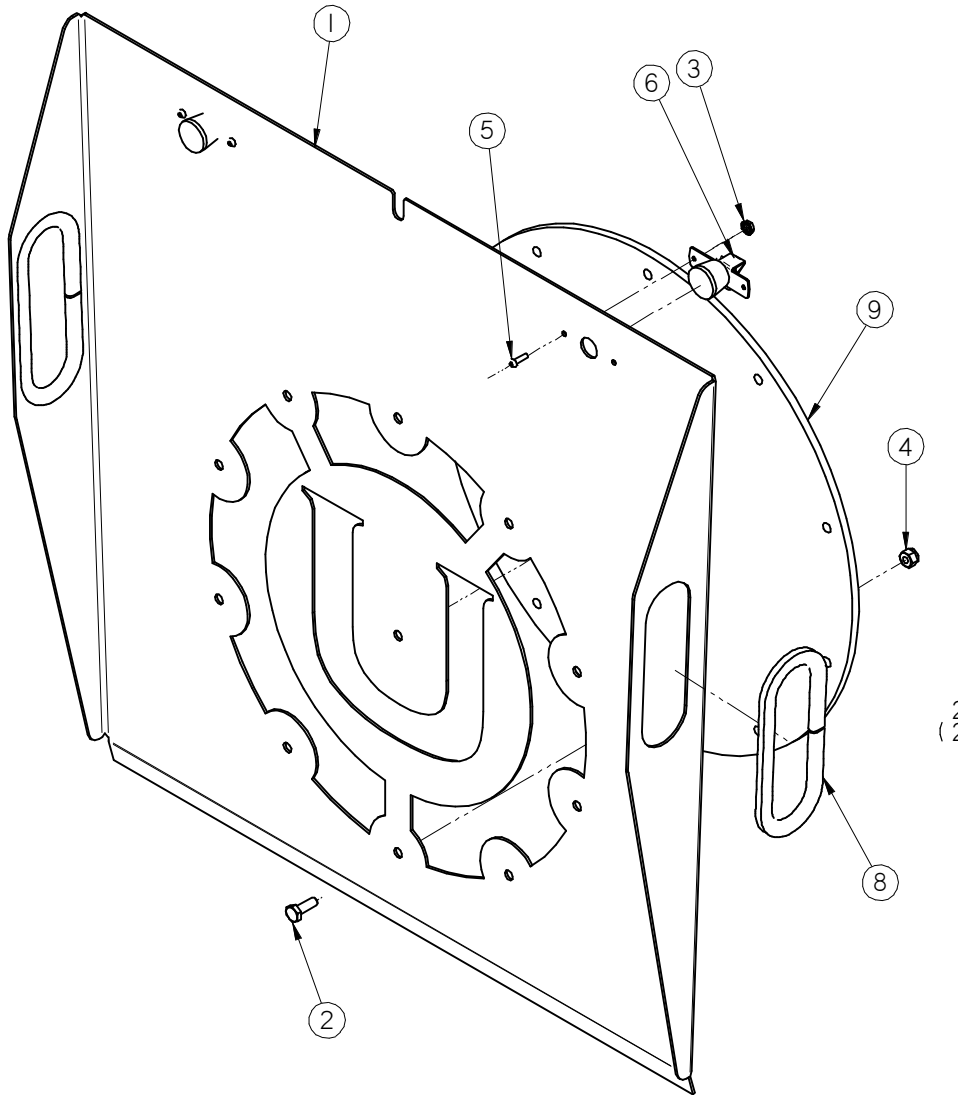
ASSEMBLY END CHUTE LPX PORTABLE (18-01-0524 REV A0)



PART #		18-01-0524 REV A0		
Item #	Part #	Description	Qty	See Page
1	05-07-0198	ASSY END CHUTE DOOR GALV	1	82
2	05-10-03800	PLT CVR TRTR DSCHG	1	
3	06-01-0124	BOLT FLG .375-16 X .750 ZP GR5	8	
4	06-03-0014	NUT LOCK FLG .375-16 ZP GR5	4	
5	06-09-0066	KNOB .375 -16 X 1. 4 LUG PLASTIC	1	
6	09-01-0042	ATWK LBL USC 11.50 X 3.00 PRO-CUT	1	
7	18-01-0057	WDMT END CHUTE LPX2000 CS	1	

LPX SEED TREATER

ASSEMBLY END CHUTE DOOR GALVANIZED (05-07-0198 REV B1)



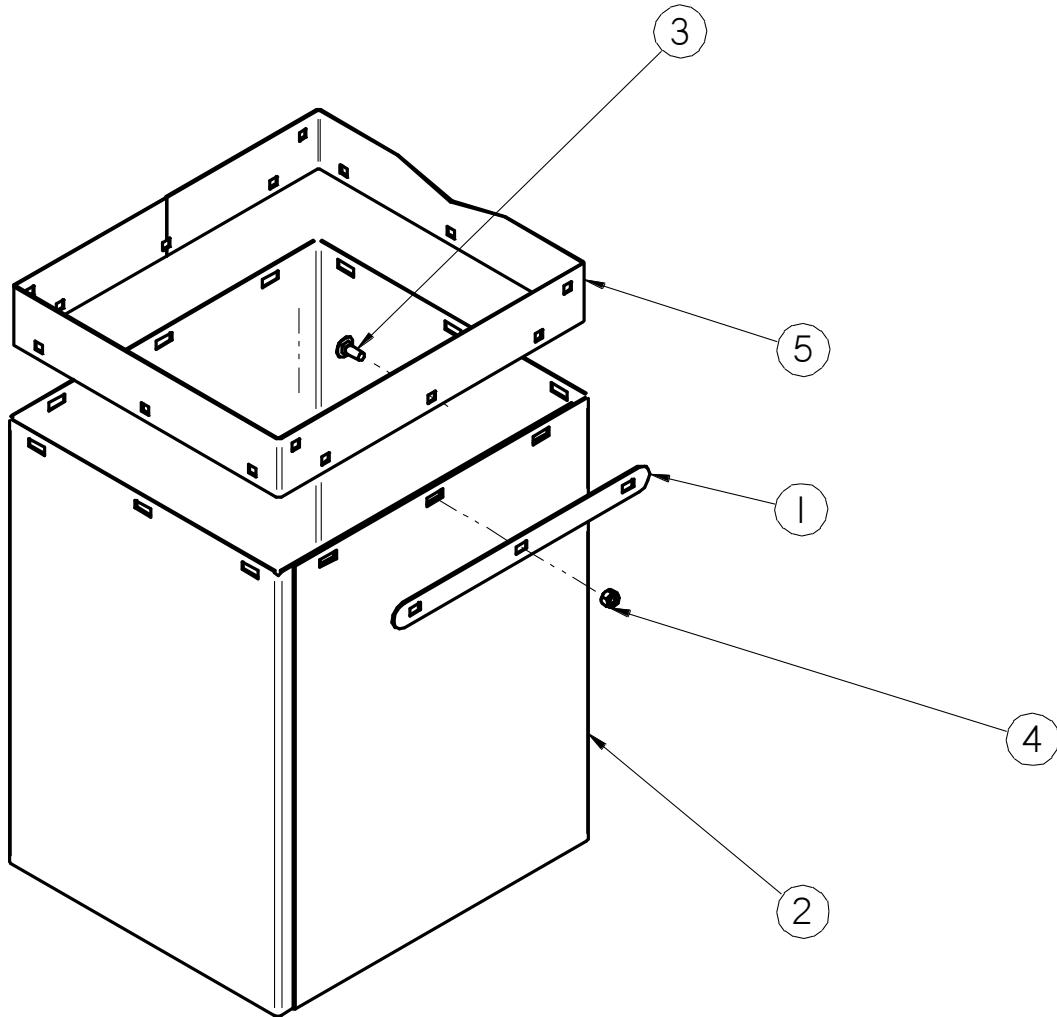
PART #

05-07-0198 REV B1

Item #	Part #	Description	Qty	See Page #
1	05-10-3913	PLT DSCHG CHUTE DOOR GALV W LOGO	1	
2	06-01-0006	BOLT .250-20 X .750 ZP GR5	11	
3	06-02-0033	NUT KLOCK 6-32 ZP	4	
4	06-03-0001	NUT NYL LOCK .250-20 ZP GR5	11	
5	06-06-0032	SCRW MACH 6-32 X .500 PHLP RDHD ZP	4	
6	06-09-0028	LATCH SPRING SOUTHCO 57-10-401-10	2	
7	09-02-0002	ATWK LBL DANGER GUARDS	1	
8	06-10-0025	EDGING SGRPG .375DP X .281W BLK	2.229	
9	102098	COVER	1	

LPX SEED TREATER

ASSEMBLY END CHUTE EXTENSION LPX (18-01-0072 REV B0)



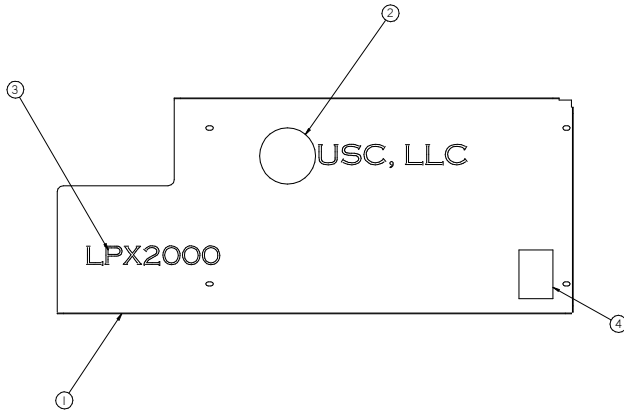
PART #

18-01-0072 REV B0

Item #	Part #	Description	Qty	See Page
1	05-10-3400	PLT DSCHG TRTR	4	
2	05-10-3886	SKIRT DSCHG TRTR LPX2000	1	
3	06-01-0171	BOLT CRG .313-18X.750ZP SHORT NECK	12	
4	06-03-0002	NUT NYL LOCK .313-18 ZP GR5	12	
5	101FB5	ADPT END CHUTE EXT LPX2000	1	

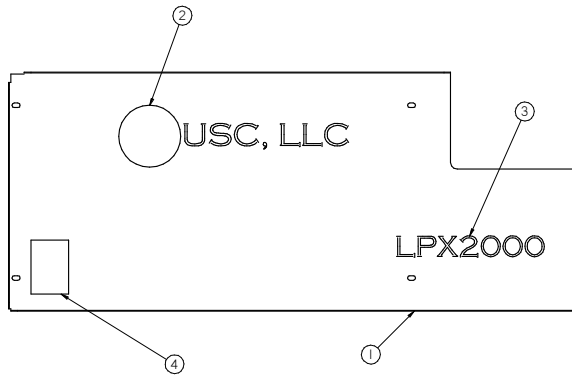
LPX SEED TREATER

ASSEMBLY GUARD DRUM LPX2000 RIGHT 6 FT GALVANIZED
(18-01-0091 REV A0)



PART #		18-01-0091 REV A0		
Item #	Part #	Description	Qty	See Page
1	05-10-3952	GRD DRUM RT SIDE LPX 6FT GALV	1	
2	09-01-0043	ATWK LBL USC 22.00 X 5.75 PRO-CUT	1	
3	09-01-0130	LBL ATWK LPX2000	1	
4	09-02-0002	ATWK LBL DANGER GRD	1	

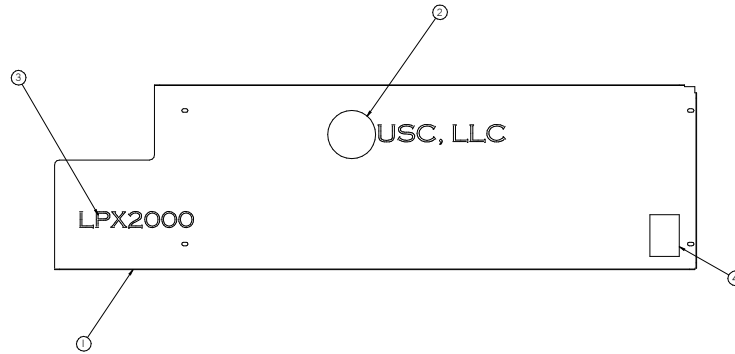
ASSEMBLY GUARD DRUM LPX2000 LEFT 6 FT GALVANIZED
(18-01-0094 REV A0)



PART #		18-01-0094 REV A0		
Item #	Part #	Description	Qty	See
1	05-10-3953	GRD DRUM LT SIDE LPX 6FT GALV	1	
2	09-01-0043	ATWK LBL USC 22.00 X 5.75 PRO-CUT	1	
3	09-01-0130	LBL ATWK LPX2000	1	
4	09-02-0002	ATWK LBL DANGER GRD	1	

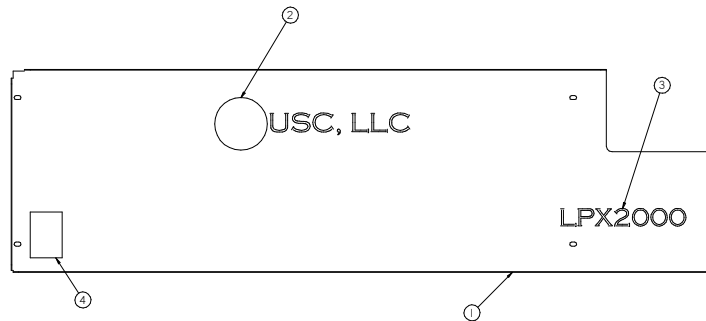
LPX SEED TREATER

ASSEMBLY GUARD DRUM LPX2000 RIGHT 8 FT GALVANIZED
(18-01-0092 REV A0)



PART #		18-01-0092 REV A0		
Item #	Part #	Description	Qty	See Page
1	05-10-3995	GRD DRUM SIDE LPX 8FT GALV	1	
2	09-01-0043	ATWK LBL USC 22.00 X 5.75 PRO-CUT	1	
3	09-01-0130	LBL ATWK LPX2000	1	
4	09-02-0002	ATWK LBL DANGER GRD	1	

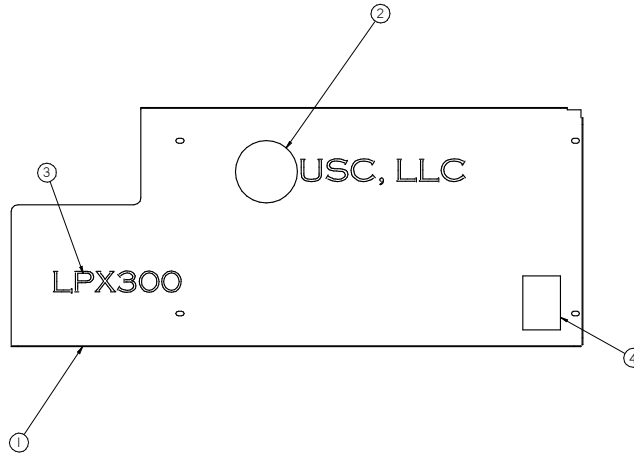
ASSEMBLY GUARD DRUM LPX2000 LEFT 8 FT GALVANIZED
(18-01-0095 REV A0)



PART #		18-01-0095 REV A0		
Item #	Part #	Description	Qty	See Page
1	05-10-3996	GRD DRUM LT SIDE LPX 8FT GALV	1	
2	09-01-0043	ATWK LBL USC 22.00 X 5.75 PRO-CUT	1	
3	09-01-0130	LBL ATWK LPX2000	1	
4	09-02-0002	ATWK LBL DANGER GRD	1	

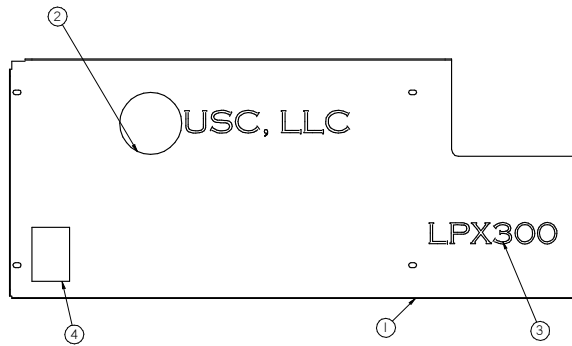
LPX SEED TREATER

ASSEMBLY GUARD DRUM LPX300 RIGHT 6 FT GALVANIZED
(18-01-0205 REV A0)



PART #		18-01-0205 REV A0		
Item #	Part #	Description	Qty	See Page
1	05-10-3952	GRD DRUM RT SIDE LPX 6FT GALV	1	
2	09-01-0043	ATWK LBL USC 22.00 X 5.75 PRO-CUT	1	
3	09-01-0144	LBL ATWK LPX300	1	
4	09-02-0002	ATWK LBL DANGER GRD	1	

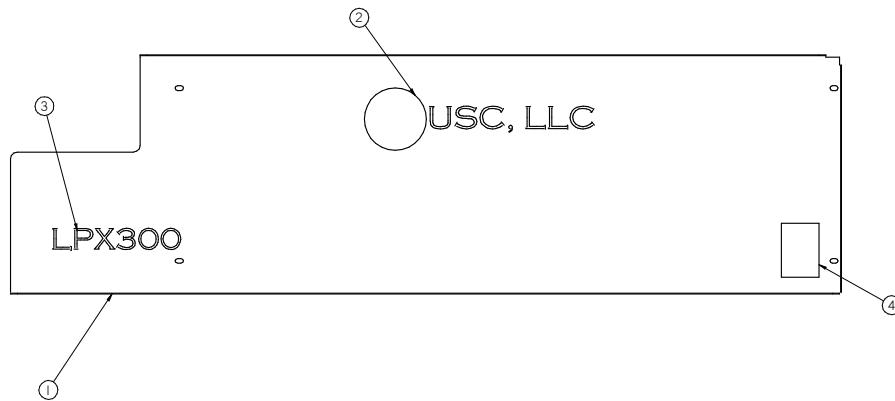
ASSEMBLY GUARD DRUM LPX300 LEFT 6 FT GALVANIZED
(18-01-0207 REV A0)



PART #		18-01-0207 REV A0		
Item #	Part #	Description	Qty	See Page
1	05-10-3953	GRD DRUM LT SIDE LPX 6FT GALV	1	
2	09-01-0043	ATWK LBL USC 22.00 X 5.75 PRO-CUT	1	
3	09-01-0144	LBL ATWK LPX300	1	
4	09-02-0002	ATWK LBL DANGER GRD	1	

LPX SEED TREATER

ASSEMBLY GUARD DRUM LPX300 RIGHT 8 FT GALVANIZED
(18-01-0179 REV A0)



PART #		18-01-0179 REV A0		
Item #	Part #	Description	Qty	See Page
1	05-10-3995	GRD DRUM SIDE LPX 8FT GALV	1	
2	09-01-0043	ATWK LBL USC 22.00 X 5.75 PRO-CUT	1	
3	09-01-0144	LBL ATWK LPX300	1	
4	09-02-0002	ATWK LBL DANGER GRD	1	

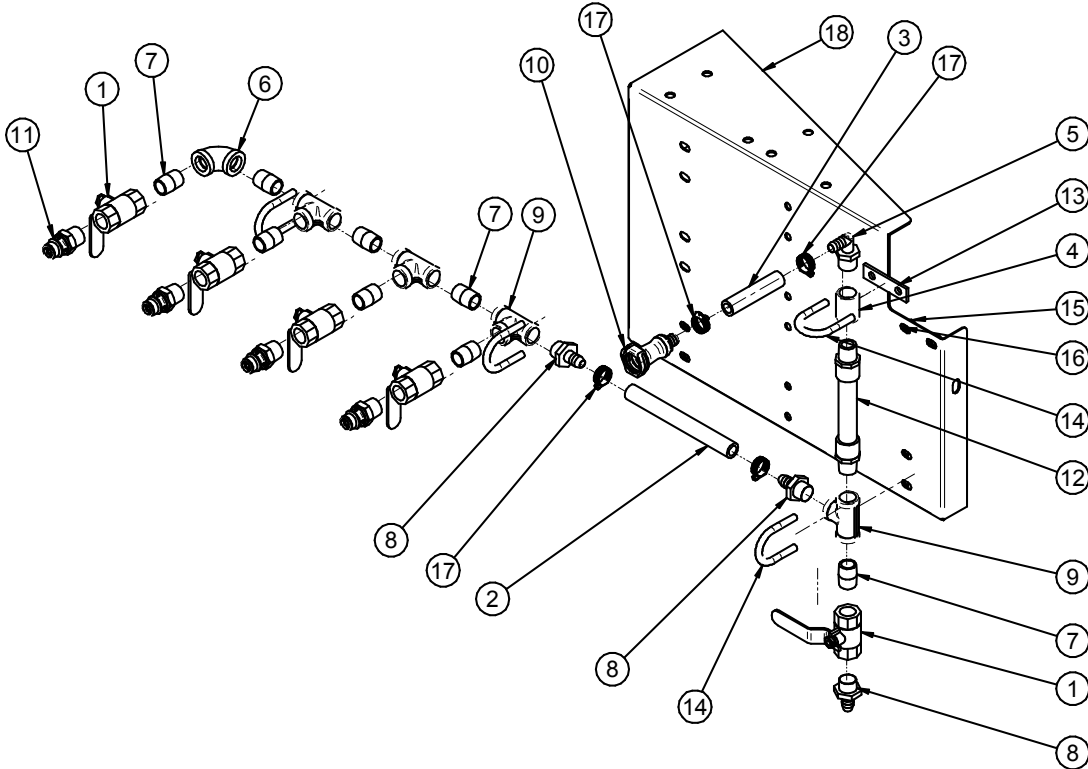
ASSEMBLY GUARD DRUM LPX300 LEFT 8 FT GALVANIZED
(18-01-0180 REV A0)



PART #		18-01-0180 REV A0		
Item #	Part #	Description	Qty	See Page
1	05-10-3996	GRD DRUM LT SIDE LPX 8FT GALV	1	
2	09-01-0043	ATWK LBL USC 22.00 X 5.75 PRO-CUT	1	
3	09-01-0144	LBL ATWK LPX300	1	
4	09-02-0002	ATWK LBL DANGER GRD	1	

LPX SEED TREATER

ASSEMBLY STATIC MIXER AND VALVES (04-03-0305 REV A2)



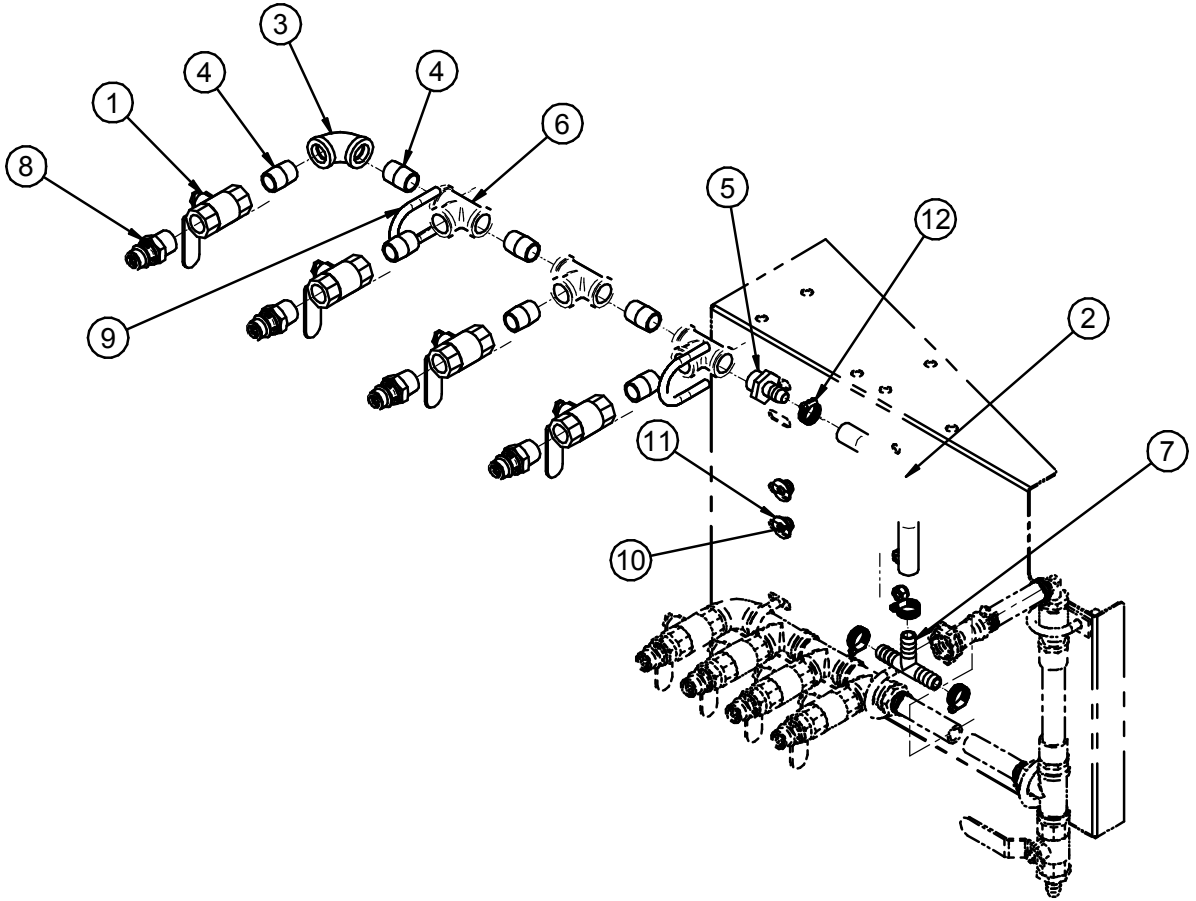
PART #

04-03-0305 REV A2

Item #	Part #	Description	Qty	See Page
1	02-02-0006	VLV BALL .500 NPT 2WAY BRSS	5	
2	02-03-0005	HOSE RNT .500 CLEAR	0.568	
3	02-05-0005	FTTG CPLG .500 NPT FM SS	1	
4	02-06-0010	FTTG 90 DEG .500HB X .500NPT ML NYL	1	
5	02-06-0012	FTTG 90 DEG .500NPT FM SS	1	
6	02-07-0007	FTTG NIP .500NPTX1.125 TBE SS CLOSE	8	
7	02-08-0007	FTTG STGHT .500HB X .500NPT ML NYL	3	
8	02-09-0003	FTTG TEE .500 NPT FM SS	4	
9	02-15-0013	FTTG CPLG .500 HB QCK DISC BODY	1	
10	02-15-0014	FTTG CPLG .500 NPT QCK DISC INSERT	4	
11	04-03-0030	MXR IL PVC 6ELEMENT .500PIPE X 7.00	1	
12	05-10-2477	SPCR STTC MXR MNT	1	
13	06-01-0037	BOLT U .313-18 X 1.00 X .375 ZP GR5	4	
14	06-03-0002	NUT NYL LOCK .313-18 ZP GR5	8	
15	06-05-0003	WSHR FLAT .313 ZP	6	
16	06-07-0006	CLMP HOSE .500 TO .906 X .313W ZP	4	
17	105BA4	WDMT STTC MXR MNT 12 PORT	1	

LPX SEED TREATER

ASSEMBLY STATIC MIXER AND VALVES 4 ADDON (04-03-0306 REV A1)



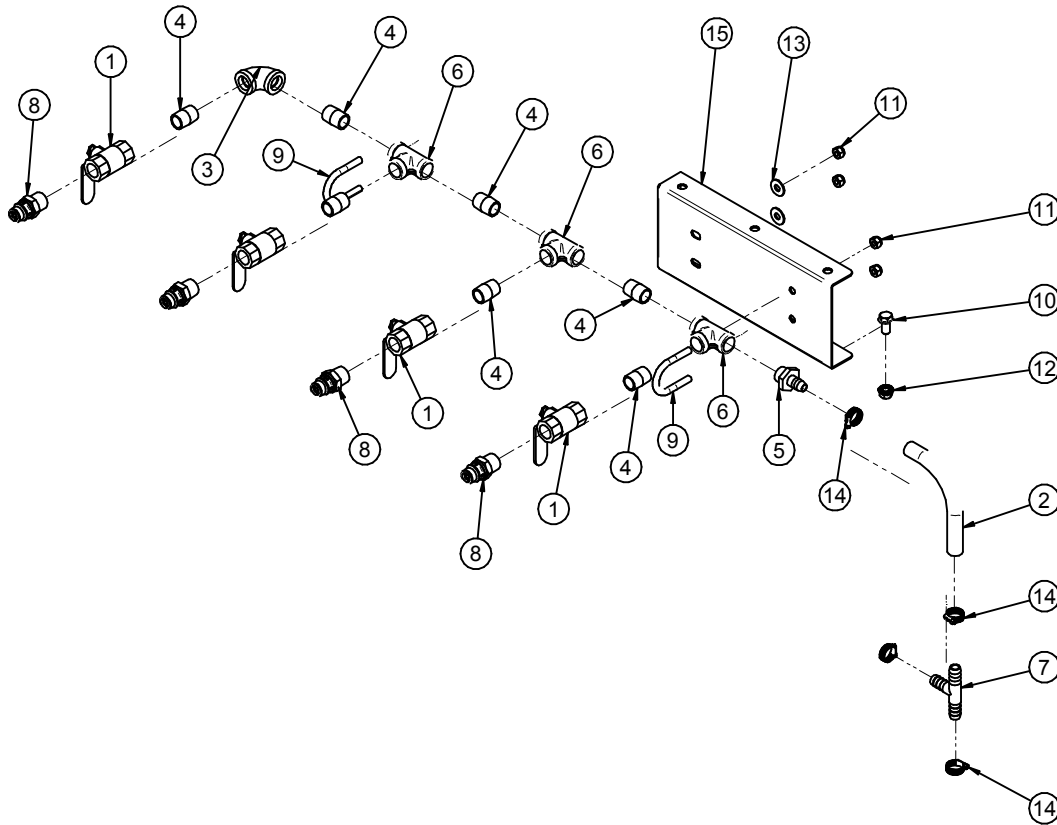
PART #

04-03-0306 REV A1

Item #	Part #	Description	Qty	See Page
1	02-02-0006	VLV BALL .500 NPT 2WAY BRSS	4	
2	02-03-0005	HOSE RNT .500 CLEAR	0.583	
3	02-06-0012	FTTG 90 DEG .500NPT FM SS	1	
4	02-07-0007	FTTG NIP .500NPTX1.125 TBE SS CLOSE	7	
5	02-08-0007	FTTG STGHT .500HB X .500NPT ML NYL	1	
6	02-09-0003	FTTG TEE .500 NPT FM SS	3	
7	02-09-0047	FTTG TEE .500HB	1	
8	02-15-0014	FTTG CPLG .500 NPT QCK DISC INSERT	4	
9	06-01-0037	BOLT U .313-18 X 1.00 X .375 ZP GR5	2	
10	06-03-0002	NUT NYL LOCK .313-18 ZP GR5	4	
11	06-05-0003	WSHR FLAT .313 ZP	2	
12	06-07-0006	CLMP HOSE .500 TO .906 X .313W ZP	4	

LPX SEED TREATER

ASSEMBLY STATIC MIXER AND VALVES 4 ADDON WITH BRACKET
(04-03-0307 REV A0)



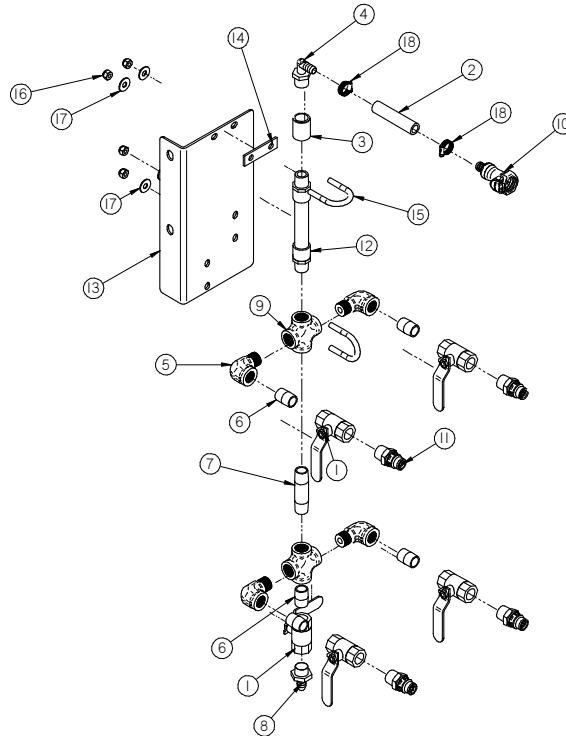
PART #

04-03-0307 REV A0

Item #	Part #	Description	Qty	See Page
1	02-02-0006	VLV BALL .500 NPT 2WAY BRSS	4	
2	02-03-0005	HOSE RNT .500 CLEAR	0.583	
3	02-06-0012	FTTG 90 DEG .500NPT FM SS	1	
4	02-07-0007	FTTG NIP .500NPTX1.125 TBE SS CLOSE	7	
5	02-08-0007	FTTG STGHT .500HB X .500NPT ML NYL	1	
6	02-09-0003	FTTG TEE .500 NPT FM SS	3	
7	02-09-0047	FTTG TEE .500HB	1	
8	02-15-0014	FTTG CPLG .500 NPT QCK DISC INSERT	4	
9	06-01-0037	BOLT U .313-18 X 1.00 X .375 ZP GR5	2	
10	06-01-0124	BOLT FLG .375-16 X .750 ZP GR5	3	
11	06-03-0002	NUT NYL LOCK .313-18 ZP GR5	4	
12	06-03-0014	NUT LOCK FLG .375-16 ZP GR5	3	
13	06-05-0003	WSHR FLAT .313 ZP	2	
14	06-07-0006	CLMP HOSE .500 TO .906 X .313W ZP	4	
15	105BFE	BRKT STTC MXR ADDON	1	

LPX SEED TREATER

ASSEMBLY STATIC MIXER AND VALVES LPX TREATER QUICK DISCONNECT
(04-03-0254 REV A2)

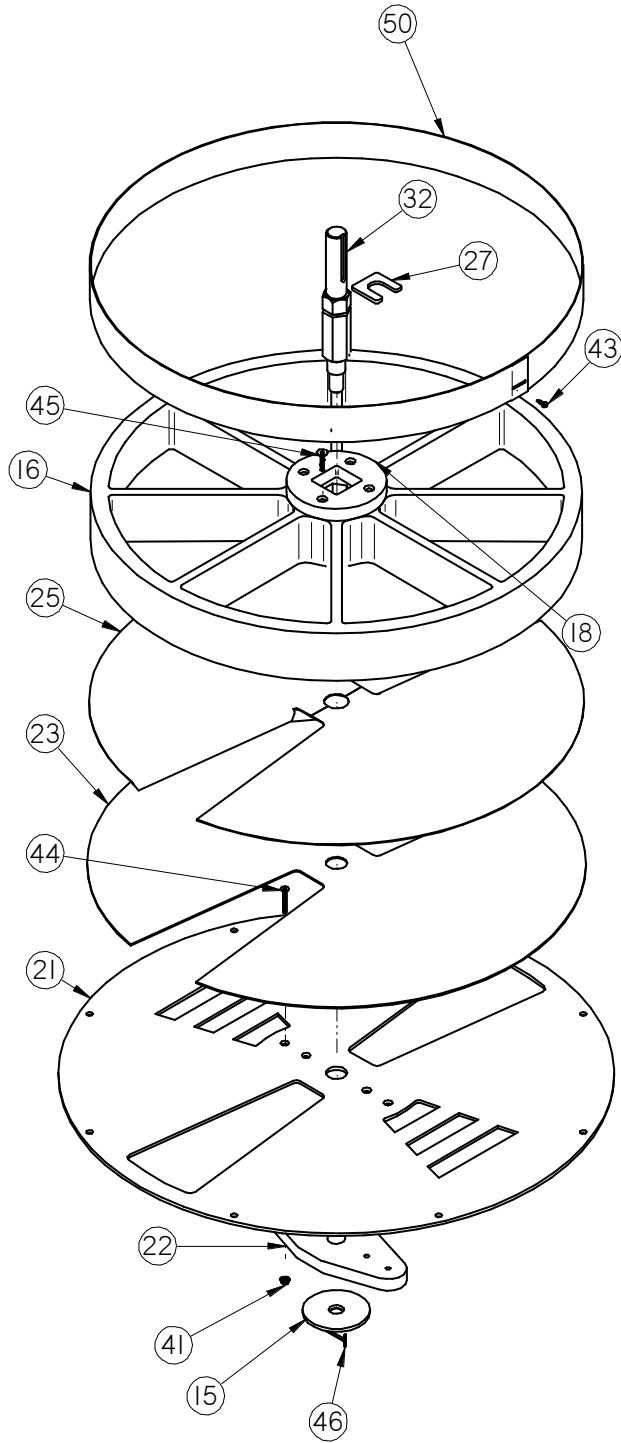


PART #		04-03-0254 REV A2		
Item #	Part #	Description	Qty	See Page
1	02-02-0006	VLV BALL .500 NPT 2WAY BRSS	5	
2	02-03-0005	HOSE RNT .500 CLEAR	2.25	
3	02-05-0005	FTTG CPLG .500 NPT FM SS	1	
4	02-06-0010	FTTG 90 DEG .500HB X .500NPT ML NYL	1	
5	02-06-0020	FTTG 90 DEG STRT .500NPTX .500NPT SS	4	
6	02-07-0007	FTTG NIP .500NPTX1.125 TBE SS CLOSE	5	
7	02-07-0019	FTTG NIP .500 NPT X 3.00 TBE SS	1	
8	02-08-0007	FTTG STGHT .500HB X .500NPT ML NYL	1	
9	02-11-0001	FTTG CROSS .500 NPT FM SS	2	
10	02-15-0013	FTTG CPLG .500 HB QCK DISC BODY	1	
11	02-15-0014	FTTG CPLG .500 NPT QCK DISC INSERT	4	
12	04-03-0030	MXR IL PVC 6ELEMENT .500PIPE X 7.00	1	
13	05-10-2891	PLT STTC MXR VLV SUPT	1	
14	05-10-4277	SPCR STTC MXR MNT	1	
15	06-01-0037	BOLT U .313-18 X 1.00 X .375 ZP GR5	2	
16	06-03-0002	NUT NYL LOCK .313-18 ZP GR5	4	
17	06-05-0003	WSHR FLAT .313 ZP	4	
18	06-07-0006	CLMP HOSE .500 TO .906 X .313W ZP	2	

LPX SEED TREATER

SEED METERING WHEEL

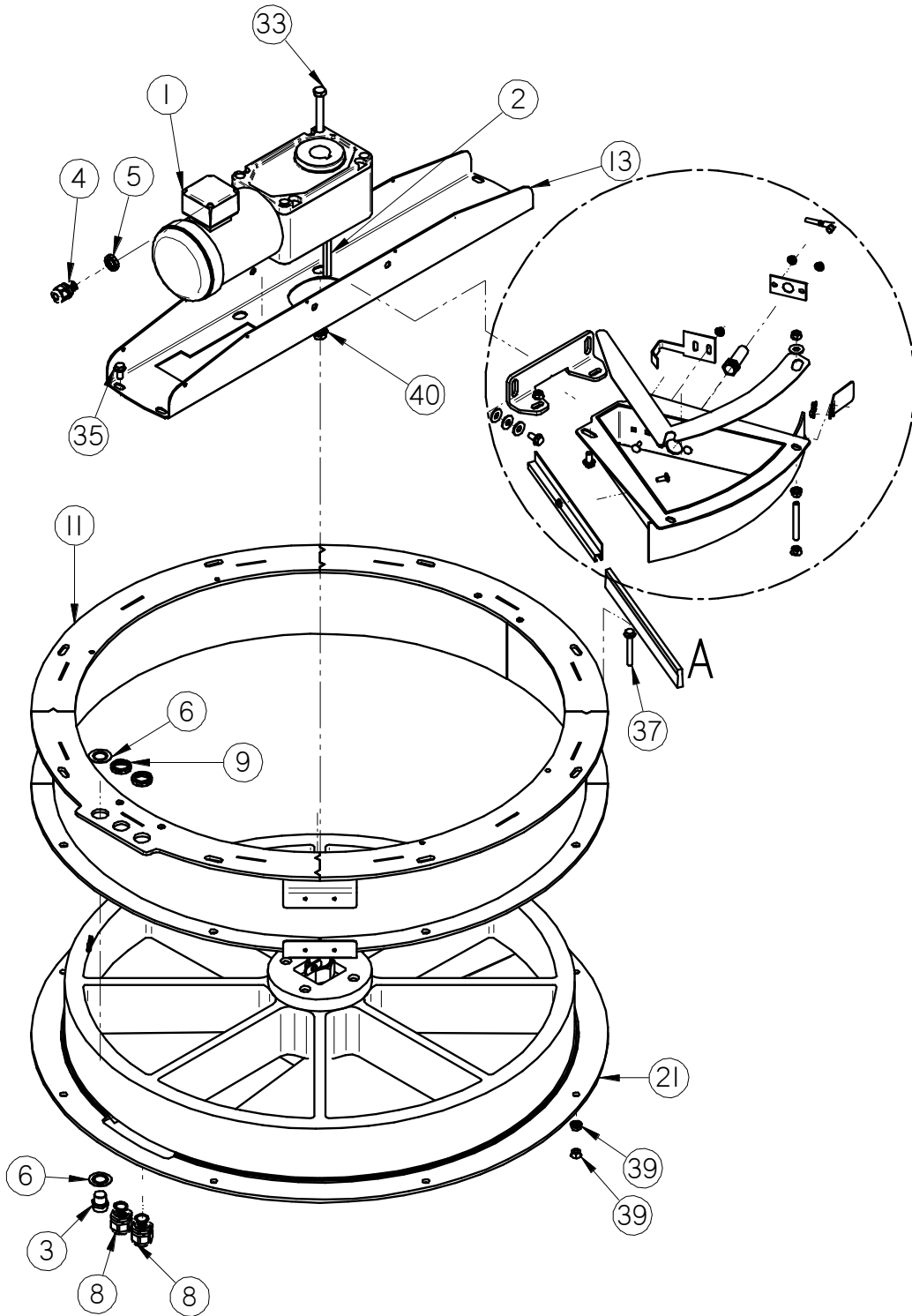
(13-04-0201 REV B5, 13-04-0222 REV B1, 13-04-0231 REV B1)



LPX SEED TREATER

SEED METERING WHEEL

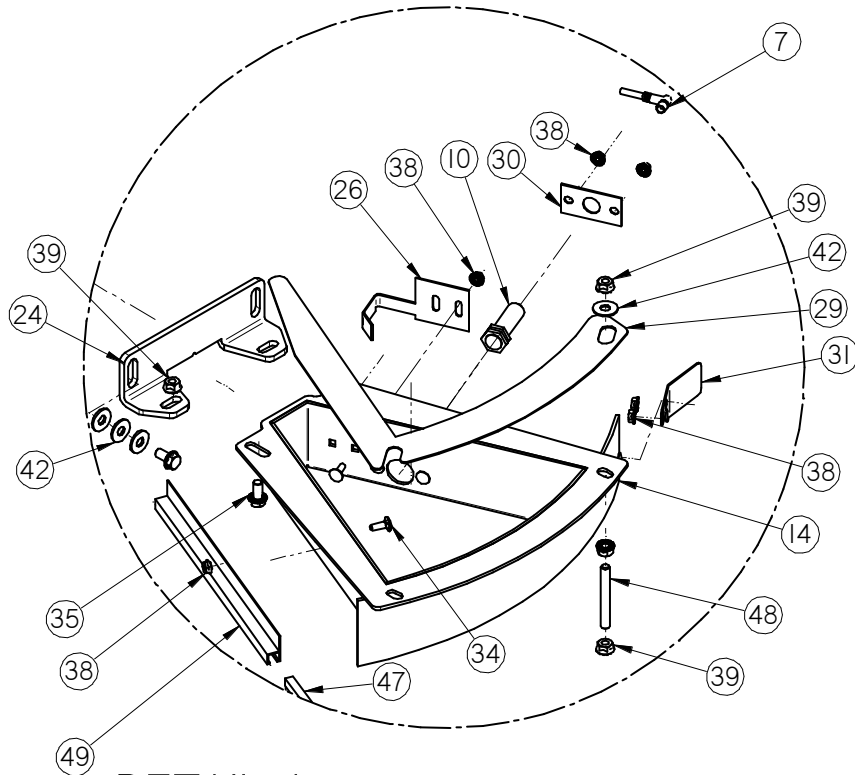
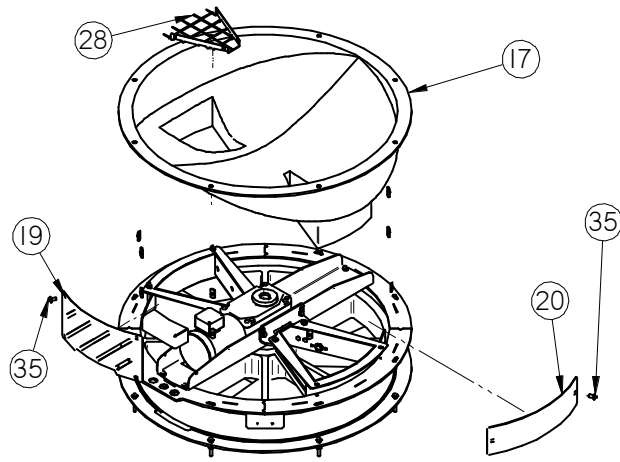
(13-04-0201 REV B5, 13-04-0222 REV B1, 13-04-0231 REV B1)



LPX SEED TREATER

SEED METERING WHEEL

(13-04-0201 REV B5, 13-04-0222 REV B1, 13-04-0231 REV B1)

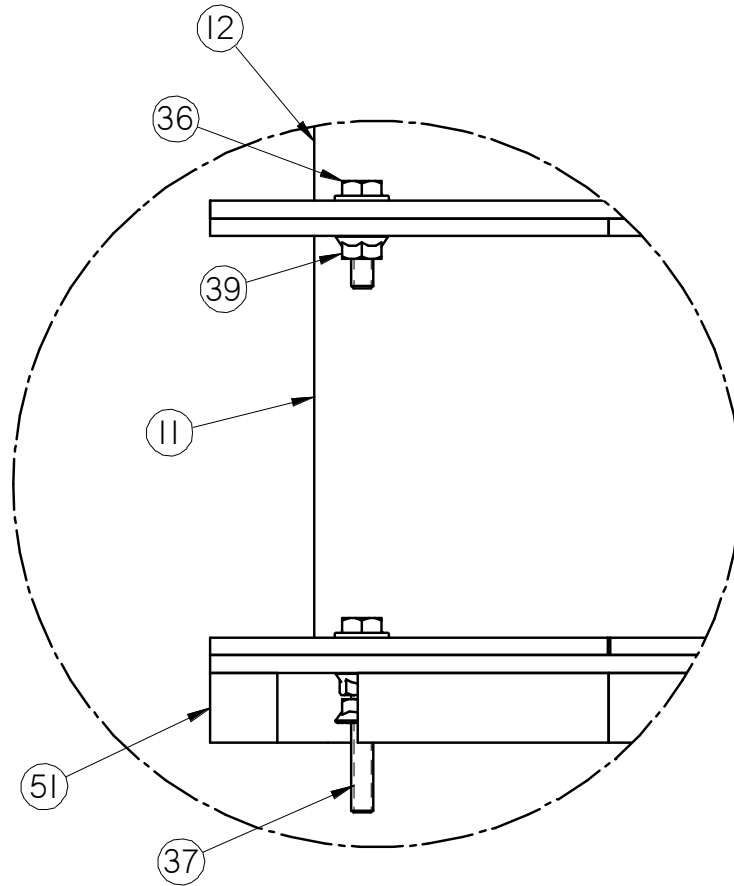


DETAIL A

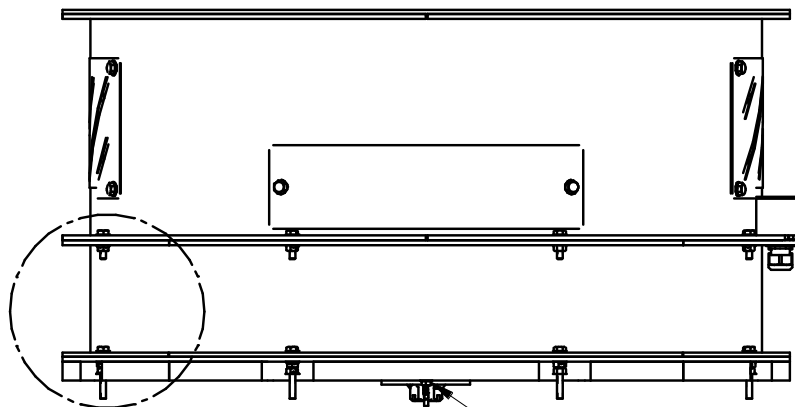
LPX SEED TREATER

SEED METERING WHEEL

(13-04-0201 REV B5, 13-04-0222 REV B1, 13-04-0231 REV B1)



DETAIL C



C

LPX SEED TREATER

SEED METERING WHEEL**(13-04-0201 REV B5, 13-04-0222 REV B1, 13-04-0231 REV B1)**

PART #

13-04-0201 REV B5

Item #	Part #	Description	Qty	See Page #
1	ASSORTED	GEARMOTOR	1	39
2	01-10-0017	KEY .375 X 3.00 CS	1	
3	03-06-0111	RECP TURCK RSF 44-1/M20/S717/S4000	1	
4	03-08-0299	CONN CG 0.5NPT .170-.450 3232LTF	1	
5	03-08-0308	NUT NYLOC .500 NPT 8464	1	
6	03-08-0348	WSHR RDCG CNDT .75 X .5	2	
7	03-08-0355	CONN TRCK PKW 3M-5-RS 4/S760/S771	2	
8	03-08-0356	CONN CG .75 NPT M3234GBJ LTCG	2	
9	03-08-0357	NUT NYLON.75 NPT 8465	2	
10	03-10-0147	SENS PROX 24VDC AB QC	2	
11	05-03-0164	WDMT SEED METER BODY	1	
12	05-03-0169	WDMT SEED METER EXT	1	
13	05-03-0232	WDMT SMW UPPER BRG BRKT	1	
14	05-03-0240	WDMT SMW BRSH PCKT	2	
15	05-04-0049	WDMT SEED WHL SHAFT NUT	1	
16	05-07-0196	MOLDED SEED WHEEL INSERT	1	
17	05-07-0197	HPPR SMW DUAL DSCHG	1	
18	05-07-0203	MOLDED SEED WHEEL INSERT TOP	1	
19	05-10-0890	CVR #1 SEED METER VENTED	2	
20	05-10-0891	CVR #2 SEED METER	2	
21	05-10-0893	PLT SUPP SEED METER STEEL	1	
22	05-10-1213	SUPP BTM BRG UHMW SEED METER	1	
23	05-10-1306	PAD SEED WHL FOAM RBBR FLOATING	1	
24	05-10-1392	BRKT SMW BRSH PCKT HLDR	2	
25	05-10-1426	PLT SUPPORT SEED METER 14GA SS	2	
26	05-10-1449	PLT SMW CTR HUB WIPER	2	
27	05-10-1588	PLT SHAFT CLIP SMW	1	
28	05-10-1872	GRD SMW INLET HOPP PCKT	2	
29	05-10-2166	PLT SMW PCKT CVR	2	
30	05-10-3316	PLT SMW PROX SW MNT	2	
31	05-10-4192	PLT SMW POCKET SCRAPER	2	
32	05-11-0075	DRV SHAFT HEX SEED METER	1	
33	06-01-0106	BOLT .500-13 X 5.50 ZP GR5	4	
34	06-01-0122	BOLT CRG .250-20 X .750 ZP GR5	18	
35	06-01-0124	BOLT FLG .375-16 X .750 ZP GR5	24	
36	06-01-0189	BOLT FLG .375-16 X 1.250 ZP GR5	8	
37	06-01-0204	BOLT FLG .375-16 X 2.50 ZP GR5	8	

LPX SEED TREATER

SEED METERING WHEEL

(13-04-0201 REV B5, 13-04-0222 REV B1, 13-04-0231 REV B1)

PART #

13-04-0201 REV B5

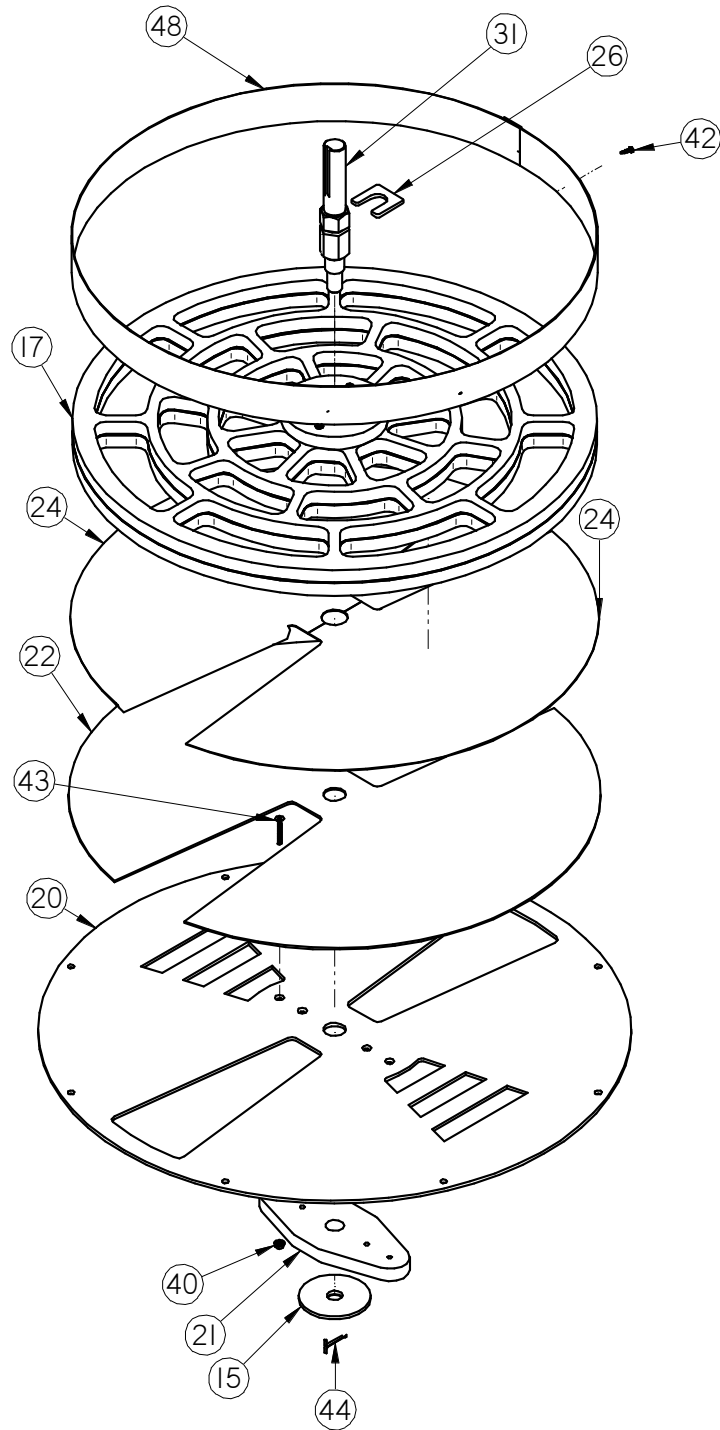
Item #	Part #	Description	Qty	See Page #
38	06-03-0013	NUT LOCK FLG .250-20 ZP GR5	26	
39	06-03-0014	NUT LOCK FLG .375-16 ZP GR5	40	
40	06-03-0015	NUT LOCK FLG .500-13 ZP GR5	4	
41	06-03-0019	NUT LOCK FLG .313-18 ZP GR5	4	
42	06-05-0004	WSHR FLAT .375 ZP	10	
43	06-06-0023	SCRW SDST 10-16 X .750 HH WSHR ZP	15	
44	06-06-0046	SCRW .313-18 X 2.0 ZP FLAT HD PHLP	4	
45	06-06-0070	SCRW MACH .375-16 X 1.50 SH FLHD BO	4	
46	06-09-0023	PIN CTTR .188 X 2.00 ZP	1	
47	06-10-0019	SEAL BRSH 12.75 OAL 1.00 EXP LG	2	
48	06-14-0013	STUD .375-16 ZP X 3.00 ZP	4	
49	100118	HOLDER BRUSH SMW	2	
50	101BC9	PLT SMW GALV RING	1	
51	13-04-0058	KIT SMW SCL CALB	1	83

SEED METERING WHEEL GEARMOTORS

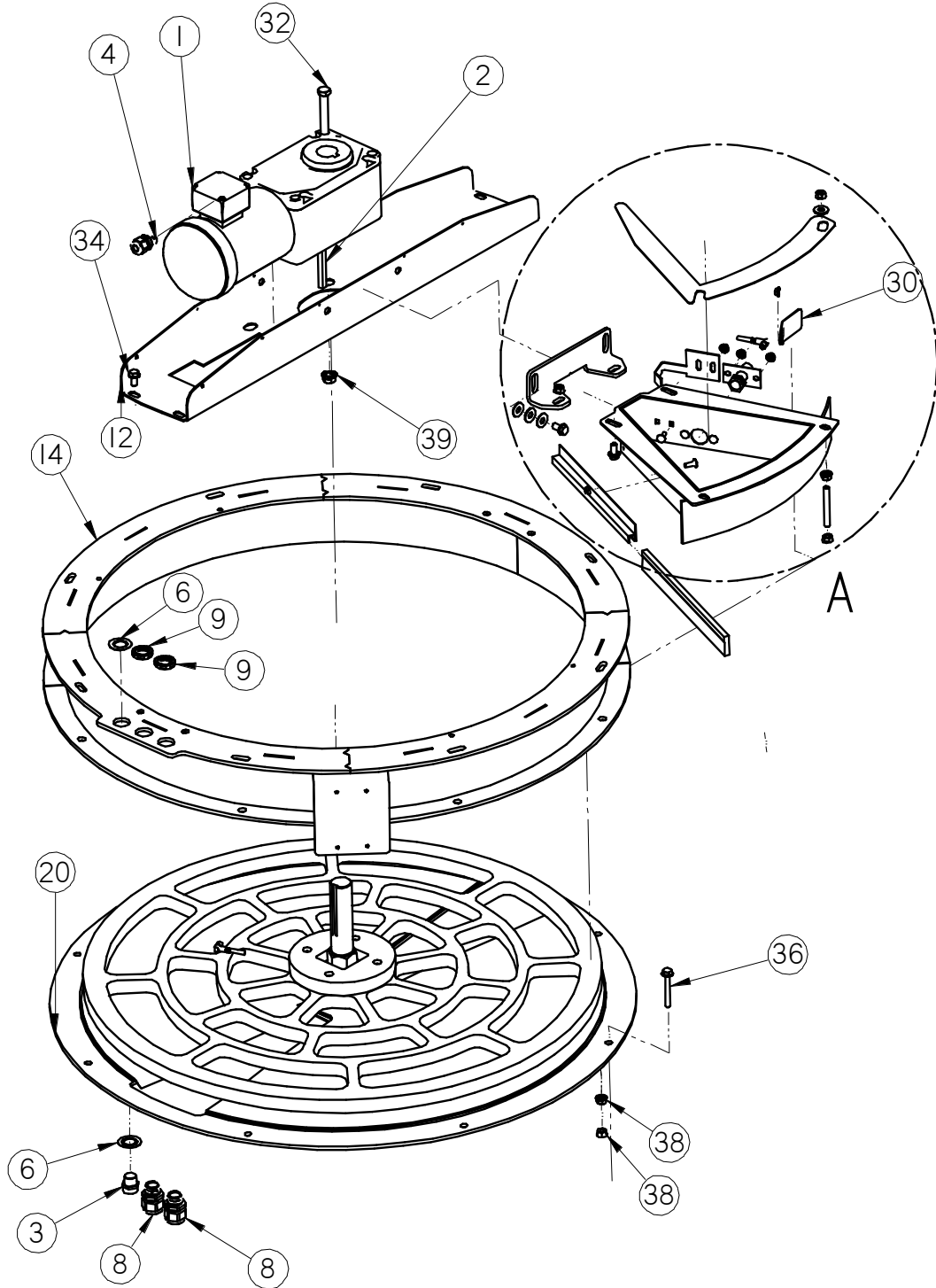
VOLTAGE	SMW PART #	PART NUMBER	DESCRIPTION
240V / 1PH / 3PH 380 -480V / 3 PH	13-04-0201 13- 04-0231	01-01-0229	GMTR RA .5HP 11RPM 3 PH HLLW NOTAP
575V / 3PH	13-04-0222	01-01-0147	GMTR RA .5HP 11RPM 575 PH HLLW NOTAP

LPX SEED TREATER

SEED METERING WHEEL LPX/LPV 3002
(13-04-0226 REV A2, 13-04-0232 REV A1, 13-04-0227 REV A1)

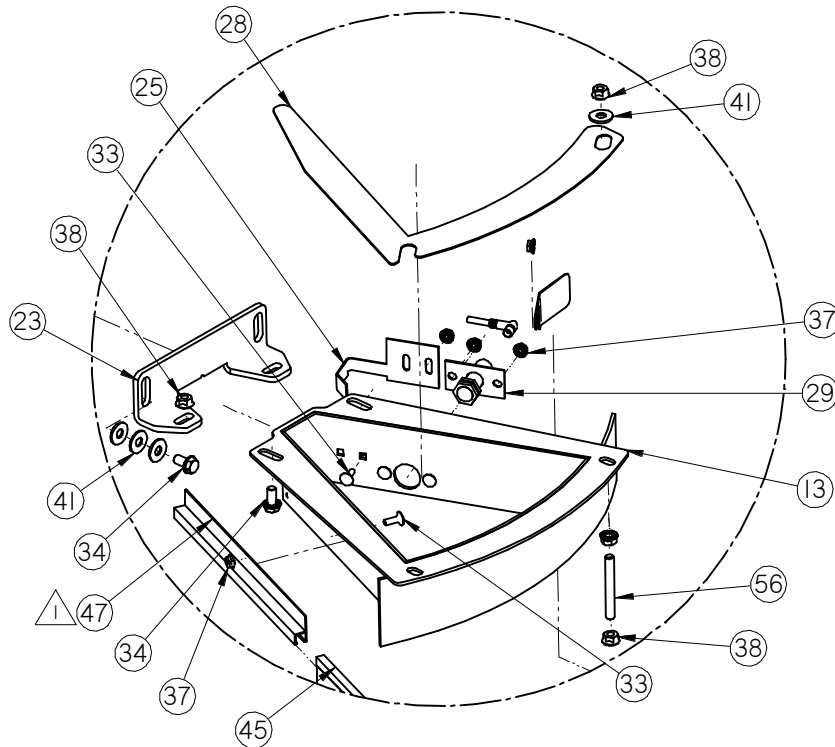
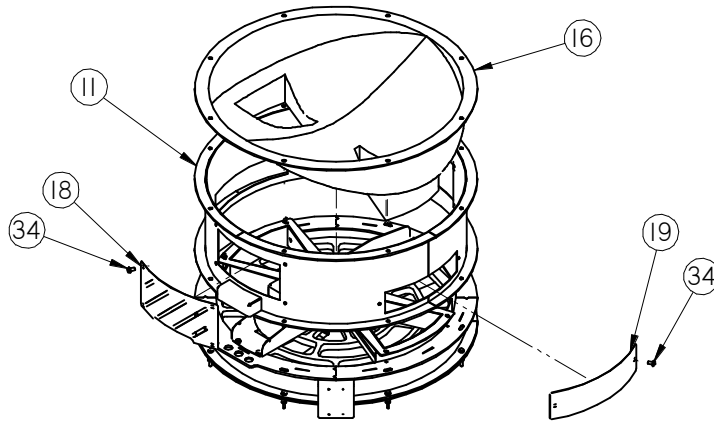


SEED METERING WHEEL LPX/LPV 3002
(13-04-0226 REV A2, 13-04-0232 REV A1, 13-04-0227 REV A1)



LPX SEED TREATER

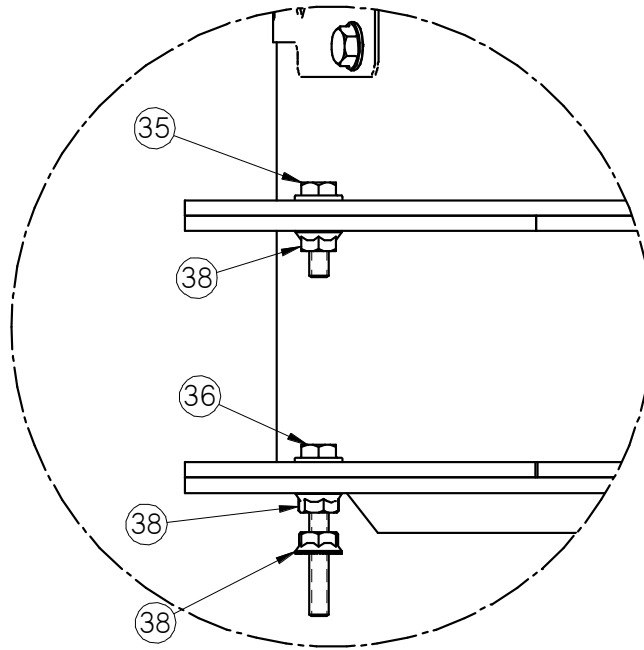
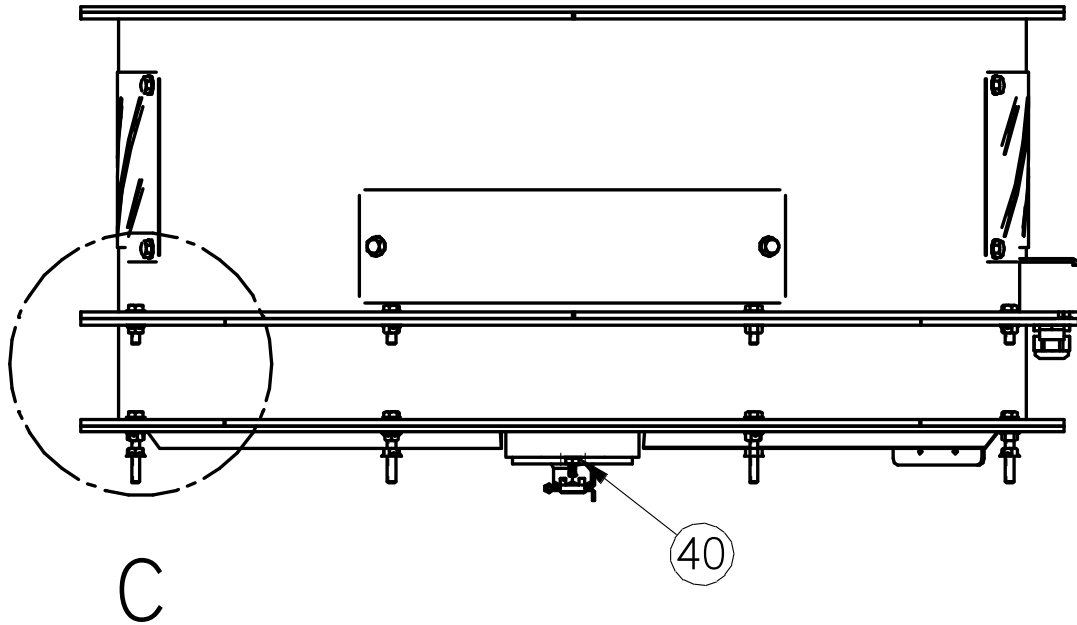
SEED METERING WHEEL LPX/LPV 3002
(13-04-0226 REV A2, 13-04-0232 REV A1, 13-04-0227 REV A1)



DETAIL A

LPX SEED TREATER

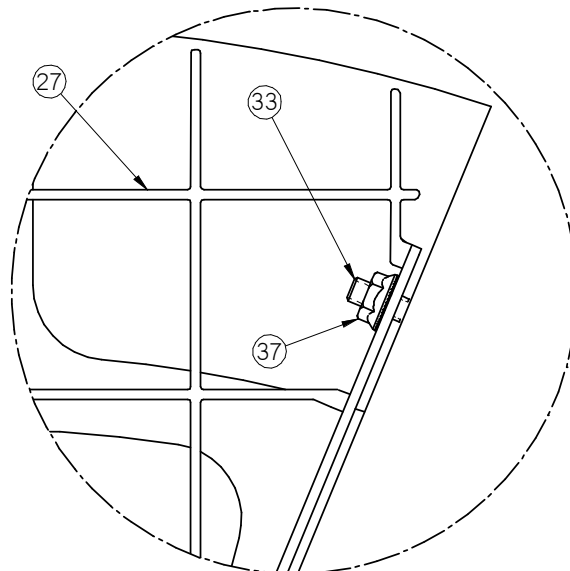
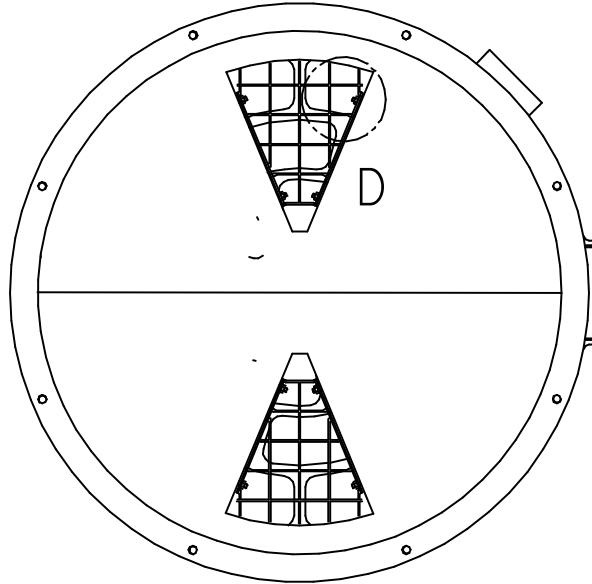
SEED METERING WHEEL LPX/LPV 3002
(13-04-0226 REV A2, 13-04-0232 REV A1, 13-04-0227 REV A1)



DETAIL C

LPX SEED TREATER

SEED METERING WHEEL LPX/LPV 3002
(13-04-0226 REV A2, 13-04-0232 REV A1, 13-04-0227 REV A1)



DETAIL D

LPX SEED TREATER

SEED METERING WHEEL LPX/LPV 3002
(13-04-0226 REV A2, 13-04-0232 REV A1, 13-04-0227 REV A1)

PART #+A1:E36C1A1:E3A1:E51		13-04-0226 REV A2		
Item #	Part #	Description	Qty	See Page
1	01-01-0229	GMTR RA .50 HP 11RPM 3PH HLLW NOTAP	1	
2	01-10-0017	KEY .375 X 3.00 CS	1	
3	03-06-0111	RECP TURCK RSF 44-1/M20/S717/S4000	1	
4	03-08-0299	CONN CG 0.5NPT .170-.450 3232LTF	1	
5	03-08-0308	NUT NYLOC .500 NPT 8464	1	
6	03-08-0348	WSHR RDCG CNDT .75 X .5	2	
7	03-08-0355	CONN TRCK PKW 3M-5-RS 4/S760/S771	2	
8	03-08-0356	CONN CG .75 NPT M3234GBJ LTCG	2	
9	03-08-0357	NUT NYLON.75 NPT 8465	2	
10	03-10-0147	SENS PROX 24VDC AB QC 875CPN8NP18P3	2	
11	05-03-0169	WDMT SEED METER EXT	1	
12	05-03-0232	WDMT SMW UPPER BRG BRKT	1	
13	05-03-0240	WDMT SMW BRSH PCKT	2	
14	05-03-0608	WDMT SEED METER BODY LP300	1	
15	05-04-0049	WDMT SEED WHL SHAFT NUT	1	
16	05-07-0197	HPPR SMW DUAL DSCHG	1	
17	05-07-0590	ASSY SMW 1.75 HEX DRV 2IN TALL	1	
18	05-10-0890	CVR #1 SEED METER VENTED	2	
19	05-10-0891	CVR #2 SEED METER	2	
20	05-10-0893	PLT SUPP SEED METER STEEL	1	
21	05-10-1213	SUPP BTM BRG UHMW SEED METER	1	
22	05-10-1306	PAD SEED WHL FOAM RBBR FLOATING	1	
23	05-10-1392	BRKT SMW BRSH PCKT HLDR	2	
24	05-10-1426	PLT SUPPORT SEED METER 14GA SS	2	
25	05-10-1449	PLT SMW CTR HUB WIPER	2	
26	05-10-1588	PLT SHAFT CLIP SMW	1	
27	05-10-1872	GRD SMW INLET HOPP PCKT	2	
28	05-10-2166	PLT SMW PCKT CVR	2	
29	05-10-3316	PLT SMW PROX SW MNT	2	
30	05-10-4192	PLT SMW POCKET SCRAPER	2	
31	05-11-0224	DRV SHAFT HEX SEED METER LP300	1	
32	06-01-0106	BOLT .500-13 X 5.50 ZP GR5	4	
33	06-01-0122	BOLT CRG .250-20 X .750 ZP GR5	18	
34	06-01-0124	BOLT FLG .375-16 X .750 ZP GR5	24	

LPX SEED TREATER

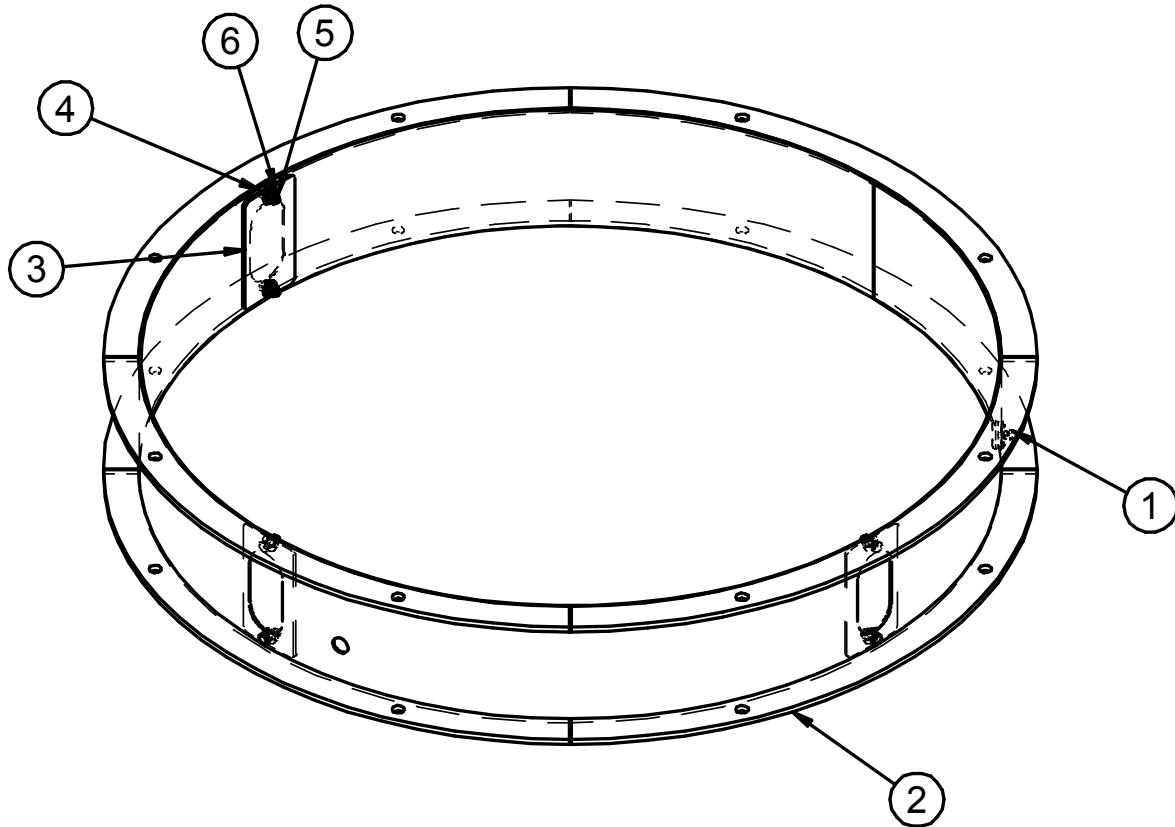
SEED METERING WHEEL LPX/LPV 3002
(13-04-0226 REV A2, 13-04-0232 REV A1, 13-04-0227 REV A1)

PART #+A1:E36C1A1:E3A1:E51		13-04-0226 REV A A2		
Item #	Part #	Description	Qty	See Page
35	06-01-0189	BOLT FLG .375-16 X 1.250 ZP GR5	8	
36	06-01-0204	BOLT FLG .375-16 X 2.50 ZP GR5 FTH	8	
37	06-03-0013	NUT LOCK FLG .250-20 ZP GR5	26	
38	06-03-0014	NUT LOCK FLG .375-16 ZP GR5	40	
39	06-03-0015	NUT LOCK FLG .500-13 ZP GR5	4	
40	06-03-0019	NUT LOCK FLG .313-18 ZP GR5	4	
41	06-05-0004	WSHR FLAT .375 ZP	10	
42	06-06-0023	SCRW SDST 10-16 X .750 HH WSHR ZP	15	
43	06-06-0046	SCRW .313-18 X 2.0 ZP FLAT HD PHLP	4	
44	06-09-0023	PIN CTTR .188 X 2.00 ZP	1	
45	06-10-0019	SEAL BRSH 12.75 OAL 1.00 EXP LG	2	
46	06-14-0013	STUD .375-16 ZP X 3.00 ZP	4	
47	100118	HOLDER BRUSH SMW	2	
48	101BC9	PLT SMW GALV RING	1	
49	13-04-0058	KIT SMW SCL CALB	1	

SEED METERING WHEEL GEARMOTORS			
VOLTAGE	SMW PART #	PART NUMBER	DESCRIPTION
240V / 1PH / 3PH 380-480V / 3 PH	13-04-0226 13-04-0232	01-01-0229	GMTR RA .5HP 11RPM 3 PH HLLW NOTAP
575V / 3PH	13-04-0227	01-01-0147	GMTR RA .5HP 11RPM 575 PH HLLW NOTAP

LPX SEED TREATER

HOPPER EXTENSION 6 INCH HV08 LV08 (13-04-0121 REV A2)



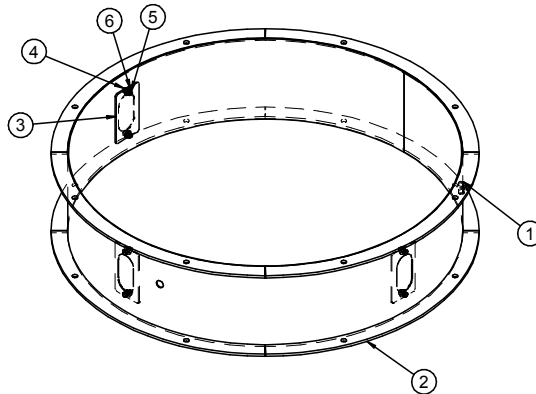
PART #

13-04-0121 REV A2

Item #	Part #	Description	Qty	See Page #
1	03-08-0130	PLUG STEEL 22MM	1	
2	05-07-0367	WDMT 36ID X 6 INLET HOPP EXT CS	1	
3	05-10-4064	PLT HOPP 6IN EXT VIEW	3	
5	06-01-0006	BOLT .250-20 X .750 ZP GR5	6	
6	06-03-0001	NUT NYL LOCK .250-20 ZP GR5	6	
7	06-05-0001	WSHR FLAT .250 ZP	6	

LPX SEED TREATER

HOPPER EXTENSION 9 INCH HV08 LV08 (13-04-0204 REV A3)

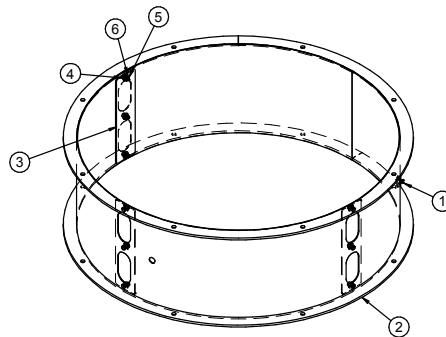


PART #

13-04-0204 REV A3

Item #	Part #	Description	Qty	See Page #
1	03-08-0130	PLUG STEEL 22MM	1	
2	05-07-0810	WDMT 36ID X 9 INLET HOPP EXT CS	1	
3	05-10-4064	PLT HOPP 6IN EXT VIEW	3	
5	06-01-0006	BOLT .250-20 X .750 ZP GR5	6	
6	06-03-0001	NUT NYL LOCK .250-20 ZP GR5	6	
7	06-05-0001	WSHR FLAT .250 ZP	6	

HOPPER EXTENSION 12 INCH HV08 LV08 (13-04-0043 REV A3)

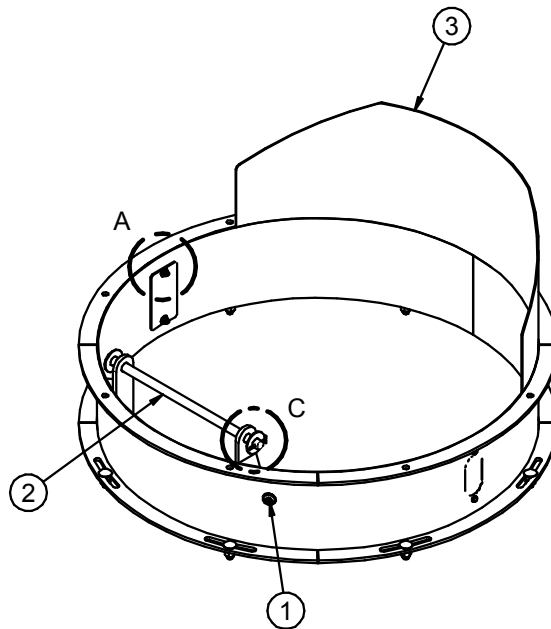
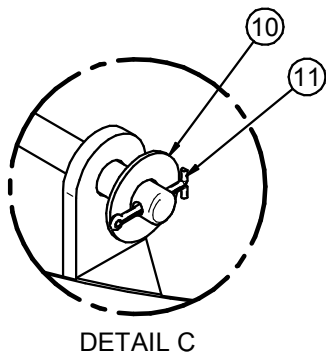
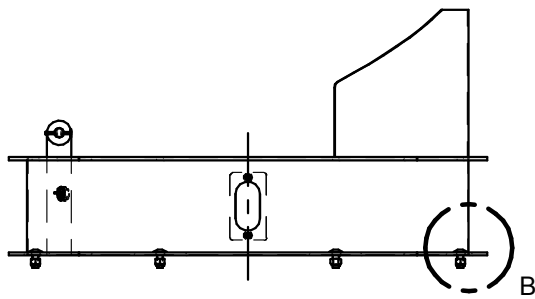
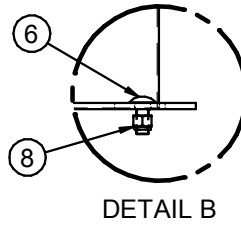
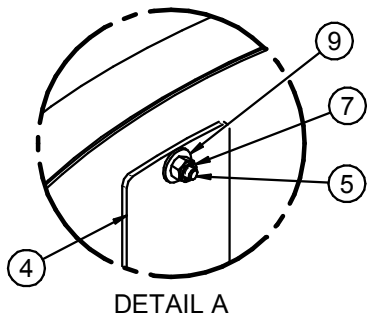


PART #

13-04-0043 REV A3

Item #	Part #	Description	Qty	See Page #
1	03-08-0130	PLUG STEEL 22MM	1	
2	05-07-0008	WDMT 36ID X 12 INLET HOPP EXT CS	1	
3	05-10-0362	CVR CLEAR VP HOPP EXT	3	
4	06-01-0006	BOLT .250-20 X .750 ZP GR5	9	
5	06-03-0001	NUT NYL LOCK .250-20 ZP GR5	9	
6	06-05-0001	WSHR FLAT .250 ZP	9	

ASSY EXTENSION HOPPER 8 INCH (13-05-0883 REV A0)



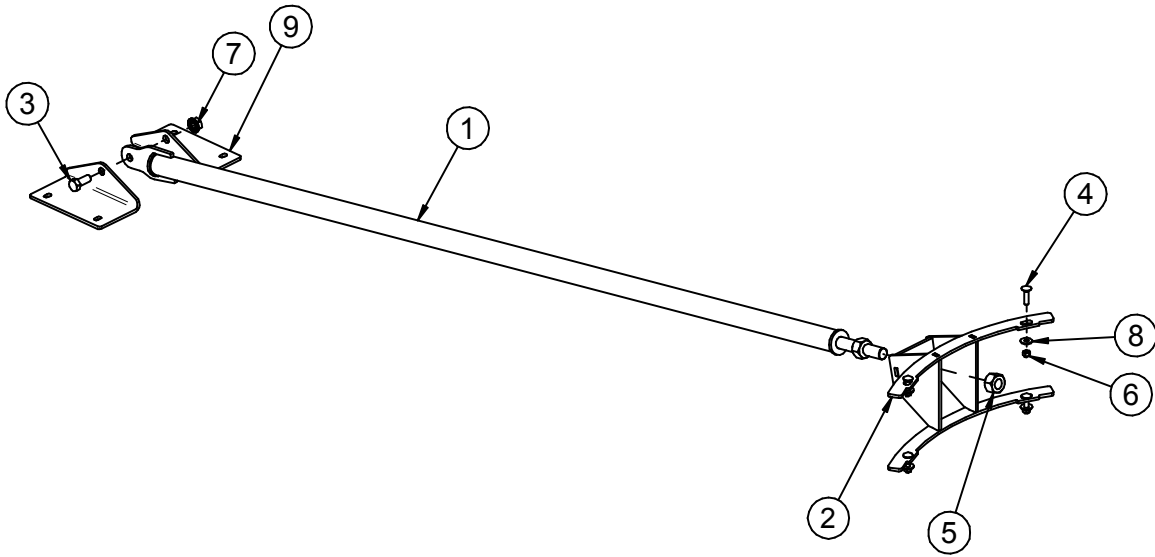
LPX SEED TREATER

ASSY EXTENSION HOPPER 8 INCH (13-05-0883 REV A0)

PART #		13-05-0883 REV A0		
Item #	Part #	Description	Qty	See Page
1	03-08-0130	PLUG STEEL 22MM	1	
2	05-04-0016	WDMT FRNT PIVOT ROD	1	
3	05-09-0073	WDMT 36ID X 8 INLET HOPP EXT CS	1	
4	05-10-4064	PLT HOPP 6IN EXT VIEW	2	
5	06-01-0006	BOLT .250-20 X .750 ZP GR5	4	
6	06-01-0062	BOLT CRG .500-13 X 1.25 ZP GR5	8	
7	06-03-0001	NUT NYL LOCK .250-20 ZP GR5	4	
8	06-03-0004	NUT NYL LOCK .500-13 ZP GR5	8	
9	06-05-0001	WSHR FLAT .250 ZP	4	
10	06-05-0007	WSHR FLAT .750 ZP	1	
11	06-09-0023	PIN CTTR .188 X 2.00 ZP	1	

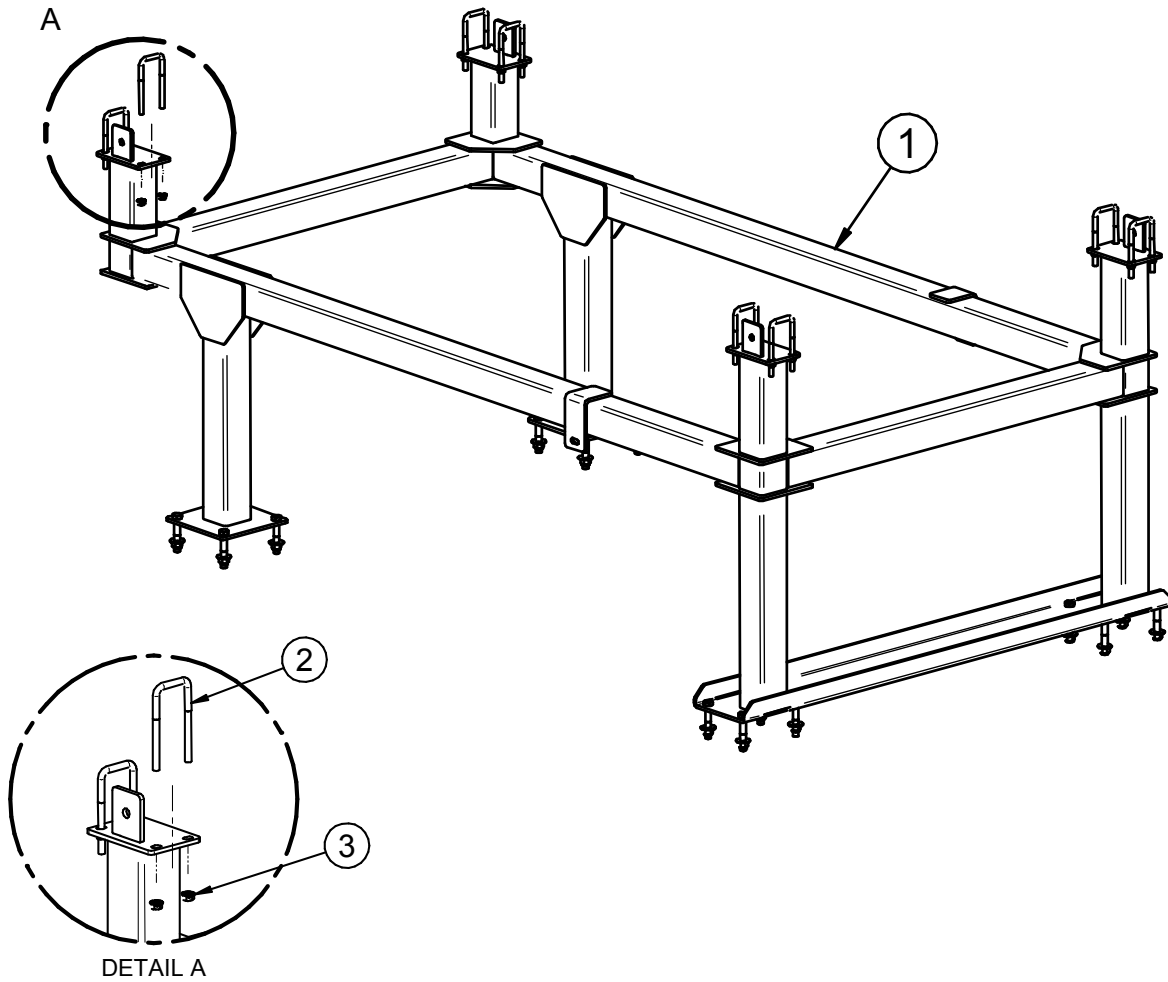
LPX SEED TREATER

ASSEMBLY LPX PORTABLE CONVEYOR BRACE (18-01-0525 REV A0)



PART #		18-01-0525 REV A0		
Item #	Part #	Description	Qty	See Page
1	05-07-1089	WDMT STRAP LPX	1	
2	05-07-1090	WDMT STRAP MNT LPX	1	
3	06-01-0031	BOLT .625-11 X 1.50 ZP GR5	1	
4	06-01-0128	BOLT CRG .375-16 X 1.50 ZP GR5	4	
5	06-02-0056	NUT 1.00-8 ZP GR5	2	
6	06-03-0003	NUT NYL LOCK .375-16 ZP GR5	4	
7	06-03-0029	NUT WHIZ LOCK FLG .625-11 GR5	1	
8	06-05-0004	WSHR FLAT .375 ZP	4	
9	107043	PLT BRACE MNT	2	

LPX SEED TREATER
ASSEMBLY LPX CRADLE (18-01-0885 REV A0)



PART #		13-05-0885 REV A0		
Item #	Part #	Description	Qty	See Page
1	05-10-1971	WDMT TRTR SUPP FRM LPX PORT	1	
2	06-01-0111	BOLT U .375-16 X 2.00 X 4.625 ZP*	8	
3	06-03-0014	NUT LOCK FLG .375-16 ZP GR5	16	

LPX SEED TREATER

INDEX BY PART NUMBER

PART #	REVISION	DESCRIPTION	PAGE #
L206xxxx112		LPX TREATER W/ 6 FT DRUM SMW	17
L206xxxx412		LPX TREATER W/ 6 FT DRUM LIW	19
L208xxxx112		LPX TREATER W/ 8 FT DRUM SMW	21
L208xxxx412		LPX TREATER W/ 8 FT DRUM LIW	23
L306xxxx112		LPX TREATER W/ 6 FT DRUM SMW	25
L306xxxx412		LPX TREATER W/ 6 FT DRUM LIW	27
L308xxxx112		LPX TREATER W/ 8 FT DRUM SMW	29
L308xxxx412		LPX TREATER W/ 8 FT DRUM LIW	31
P208xx5018		LPX TREATER FOR PORTABLE	33
0		ELECTRCAL CHARTS	35
18-01-0446	A3	ASSY BASE TRTR LPX 6FT V4	36
18-01-0447	A4	ASSY BASE TRTR LPX 8FT V4	43
18-01-0523	A2	ASSY BASE TRTR LPX 8FT PORT	50
18-01-0011	A0	ASSY BASE FR LPX 6FT	56
18-01-0012	A0	ASSY BASE FR LPX 8FT	59
18-01-0350	A1	ASSY FLOW CHMBR LPX2000 CS	62
18-01-0356	A0	ASSY ADJ CHMBR LPX300 CS QD	65
18-01-0352	A4	ASSY ATMZR LPX2000 SS QD	67
18-01-0202	A2	ASSY ATMZR LPX300 SS	69
04-02-0004	A0	ASSY ATMZR HEAD COT	71
18-01-0044	C1	ASSY DRUM LPX2000 6FT CS	72
18-01-0045	C1	ASSY DRUM LPX2000 6FT SS	73
18-01-0046	D1	ASSY DRUM LPX2000 8FT CS	74
18-01-0047	D3	ASSY DRUM LPX2000 8FT SS	75
18-01-0042	B1	ASSY DRUM LPX300/LPX800 6FT CS	76
18-01-0043	B2	ASSY DRUM LPX300/LPX800 6FT SS	77
18-01-0098	C1	ASSY DRUM LPX300/LPX800 8FT CS	78
18-01-0099	C1	ASSY DRUM LPX300/LPX800 8FT SS	79
18-01-0115	C0	ASSY END CHUTE LPX CS	80
18-01-0524	A0	ASSY END CHUTE LPX PORT	81
05-07-0198	B0	ASSY END CHUTE DOOR GALV	82
18-01-0072	B0	ASSY END CHUTE EXT LPX	83

LPX SEED TREATER

INDEX BY PART NUMBER

PART #	REVISION	DESCRIPTION	PAGE #
18-01-0091	A0	ASSY GRD DRUM LPX2000 RT 6FT GALV	84
18-01-0094	A0	ASSY GRD DRUM LPX2000 LT 6FT GALV	84
18-01-0092	A0	ASSY GRD DRUM LPX2000 RT 8FT GALV	85
18-01-0095	A	ASSY GRD DRUM LPX2000 LT 8FT GALV	85
18-01-0205	A0	ASSY GRD DRUM LPX300 RT 6FT GALV	86
18-01-0207	A0	ASSY GRD DRUM LPX300 LT 6FT GALV	86
18-01-0179	A0	ASSY GRD DRUM LPX300 RT 8FT GALV	87
18-01-0180	A0	ASSY GRD DRUM LPX300 LT 8FT GALV	87
04-03-0305	A2	ASSY STTC MXR & VLVS 4 PORT	88
04-03-0306	A1	ASSY STTC MXR & VLVS 4 ADDON	89
04-03-0307	A0	ASSY STTC MXR & VLVS 4 ADDON W BRKT	90
04-03-0254	A2	ASSY STTC MXR & VLVS LPX TRTR QD	91
13-04-0201	B5	ASSY SEED METER WHL LPX/LPV 240V	92
13-04-0222	B1	ASSY SEED METER WHL LPX/LPV 575V	92
13-04-0231	B1	ASSY SEED METER WHL LPX/LPV 380-460	92
13-04-0226	A2	ASSY SEED METER WHL LPX/LPV 300	98
13-04-0227	A1	ASSY SEED METER WHL LPX/LPV300 575V	98
13-04-0232	A1	ASSY SEED METER LPX/LPV 300 380/460	98
13-04-0121	A2	ASSY EXT HOPP LP800-2000 6IN	105
13-04-0043	A3	ASSY EXT HOPP LP800-2000 12IN	106
13-04-0204	A3	ASSY EXT HOPP 9IN	106
13-05-0883	A0	ASSY EXT HOPP 8IN	107
18-01-0525	A0	ASSY LPX PORT CNVR BRACE	109
13-05-0885	A0	ASSY LPX CRADLE	110

LPX SEED TREATER

NOTES:

USC LIMITED WARRANTY

SECTION J

USC, LLC, (Manufacturer) warrants its seed treating equipment as follows:

1. **Limited Warranty:** Manufacturer warrants that the Products sold hereunder will be free from defects in material and workmanship for a period of 18 months from date of shipment. If the Products do not conform to this Limited Warranty during the warranty period, Buyer shall notify Manufacturer in writing of the claimed defects and demonstrate to Manufacturer satisfaction that said defects are covered by this Limited Warranty. If the defects are properly reported to Manufacturer within the warranty period, and the defects are of such type and nature as to be covered by this warranty, Manufacturer shall, at its expense, furnish replacement Products or, at Manufacturer's option, replacement parts for the defective products. Shipping and installation of the replacement Products or replacement parts shall be at the Buyer's expense.

2. **Other Limits:** THE FOREGOING IS IN LIEU OF ALL OTHER WARRANTIES, EXPRESSED OR IMPLIED, INCLUDING BUT NOT LIMITED TO THE IMPLIED WARRANTIES OF MERCHANTABILITY AND FITNESS FOR A PARTICULAR PURPOSE. Manufacturer does not warrant against damages or defects arising from improper installation (where installation is by persons other than Manufacturer), against defects in products or components not manufactured by Manufacturer, or against damages resulting from such non-Manufacturer made products or components. Manufacturer passes on to the Buyer the warranty it received (if any) from the maker of such non-Manufacturer made products or components. This warranty also does not apply to Products upon which repairs and / or modifications have been effected or attempted by persons other than pursuant to written authorization by Manufacturer. This includes any welding on equipment which could damage electrical components. Manufacturer does not warrant against casualties or damages resulting from misuse and / or abuse of Products, improper storage or handling, acts of nature, effects of weather, including effects of weather due to outside storage, accidents, or damages incurred during transportation by common carrier.


3. **Exclusive Obligation:** THIS WARRANTY IS EXCLUSIVE. The sole and exclusive obligation of Manufacturer shall be to repair or replace the defective Products in the manner and for the period provided above. Manufacturer shall not have any other obligation with respect to the Products or any part thereof, whether based on contract, tort, strict liability or otherwise. Under no circumstances, whether based on this Limited Warranty or otherwise, shall Manufacturer be liable for lost profits, lost revenue, lost sales (whether direct or indirect damages), incidental, special, punitive, indirect or consequential damages.

4. **Other Statements:** Manufacturer's employees or representatives' oral or other written statements do not constitute warranties, shall not be relied upon by Buyer, and are not a part of the contract for sale or this limited warranty.

5. **Return Policy:** Approval is required prior to returning goods to Manufacturer. A restocking fee will apply.

6. **Entire Obligation:** This Limited Warranty states the entire obligation of Manufacturer with respect to the Products. If any part of this Limited Warranty is determined to be void or illegal, the remainder shall remain in full force and effect.

US / Canada Non-Exclusive 2016



DOCUMENT REVIEW RECORD	
DATE	BY
03-20	BT

USC, LLC

2320 124th road

Sabetha, KS 66534

EMAIL: sales-team@uscllc.com

WEB: www.uscllc.com